

A technical drawing of a ship's hull cross-section, showing the internal structure and seating arrangement. The drawing is rendered in white lines on a black background. The hull is shown in a perspective view, with the bow pointing towards the right. The interior of the hull is divided into several rows of seats, each represented by a rectangular frame with a central opening. The hull's shape is defined by several parallel lines, indicating the thickness of the structure. The overall design is clean and technical, typical of a ship's construction plan.

LITTBUS
2023:2 SEK

HYLLTEKNIK | II |

SENAB

Färgmarkeringar och/eller symboler för hållbara alternativ i prislistan:

Mörkgrön markering eller symbol

Miljömärkt produkt – Möbler där hela den sammansatta varan har en typ 1 miljömärkning enligt ISO 14024 med Svanen, Möbelfakta, EU Ecolabel eller annan likvärdig märkning.

Ljusgrön markering eller symbol

Hållbarhetsmärkt produkt eller beståndsdel – Möbler där hela eller delar av den sammansatta varan är hållbarhetsmärkt, exempelvis med FSC, EU Ecolabel eller OEKO-TEX®. Leverantören ska kunna ge mer detaljerad information om vilka delar eller variationer som är hållbarhetsmärka vid begäran.

Orange markering eller symbol

Klimatberäknad produkt – Produkt med dokumenterad miljövarudeklaration (EPD) enligt ISO 14025.

Lila markering eller symbol

Produkt med återvunnet eller förnybart material (enligt definitionerna i ISO 14021). Leverantören ska kunna ge information om andel (%) återvunnet och/eller förnybart (biobaserat) vid begäran. Märkning av återvinningsbart material utgår.

Blå markering eller symbol

Demonterbar produkt – Produkt som är demonterbar till olika komponenter och beståndsdelar som i första hand möjliggör återbruk och i andra hand materialåtervinning när produkten nått sin fulla livslängd. Produkten ska vara designad för renovering, det vill säga att det ska vara enkelt att reparera och byta ut moduler, komponenter och beståndsdelar som slits över tid. Exempelvis ska ytskikt, som bordsskivor, textil och stoppning kunna tas isär, avlägsnas och ersättas med hjälp av vanligt förekommande manuella verktyg, ej specialverktyg. Enklare reparationer och utbytesarbeten ska kunna utföras av en lekman. Om det krävs fackmanakunskap för mer avancerade arbeten ska det framgå av anvisningarna som leverantören ska kunna ge vid begäran. Anvisningarna ska innehålla en sprängskiss, steg för steg beskrivning inklusive vilka verktyg som krävs samt hur möbelns ingående delar bör källsorteras.

Littbus hyllsystem för Bibliotek

Bakgrund

Littbus är *utvecklat i nära samarbete med biblioteksmänniskor och arkitekter* med stor erfarenhet från bibliotek. Målsättningen vid design- och utvecklingsarbetet har varit och är att erbjuda brukaren en **100 % flexibel lösning** med möjlighet att lösa det moderna bibliotekets alla behov.

Redan levererade projekt skall alltid kunna kompletteras med den nyutveckling som kontinuerligt sker i systemet.

Uppbyggnad

Littbus är *självstabiliserande utan behov av ram eller krysstag*, lösningen ger en överlägsen flexibilitet vid förändringar och tillägg. Lösningen är dessutom *platsbesparande ca 6 %* golvyta sparas pga. sitt ringa djupmått i förhållande till effektivt hyllplansdjup.

Utförande

Materialet i gavlar är baserat utifrån *ekologiskt tänkande* där vi vägt in miljöaspekten, allergipåverkan, resursutnyttjande, underhåll, livslängd etc.

Littbus gavlar tillverkas i följande materialgrupper som standard.

1. Stål med öppna gavlar, alternativt med yttergavlar täckta av
 - Öppen struktur
 - Blästrat glas
 - Perforerad plåt
 - Plåtinklädd.
2. Massiv stavlimmad klarlackad Björk
3. Övriga träslag på begäran.

Alternativt kan yttergavlar av *massiv trä kombineras med mellangavlar av stål* för att erhålla en "varm träkänsla" till ett ekonomiskt fördelaktigt pris.

Hyllplanen tillverkas av stålplåt som ger *ett starkt tunt hyllplan* samtidigt som det erbjuder många funktioner. Hyllplanen är pulverlackerade med glansvärde som motverkar oönskat glid.

Hyllplanen är unika sätillvida att ett och samma hyllplan används för plan eller lutande exponering (hyllplanet lyftes ut, ändvändes och hänges in igen på samma hyllbärare).

Hyllans bakkant är den stabiliserande delen i systemet samtidigt som den fungerar som bokstopp eller för applicering av olika tillbehör.

Hyllans framkant används för applicerande av skyltar, bokstöd etc.

Höjjusteringsintervall är 64 mm som standard, på begäran kan 32 mm:s intervall erbjudas.

Gavlarna levereras med *justerfoten monterad i en metallskena för ökad hållfasthet och bärighet*.

Justerfoten tar upp ojämnheter i golvet, samtidigt som den är utformad för att skydda gavelns framkant mot städmaskiner samt ge hyllan ökad *stabilitet och motverka tippning*.

Test Normer

Littbus är certifierat av Statens Provningsanstalt och uppfyller EU normerna för Bibliotekshyllor.

EN 16121:2013+A1:2017 Non-domestic storage furniture – Requirements for safety, strength, durability and stability – Test severity 1

EN 16122:2012 Domestic and non-domestic storage furniture – Test method for the determination of strength, durability and stability

Innehar möbelfakta.

Test vikt är 5 kg/dm² = vilket motsvarar drygt 98Kg/hyllplan med en längd av 875mm.

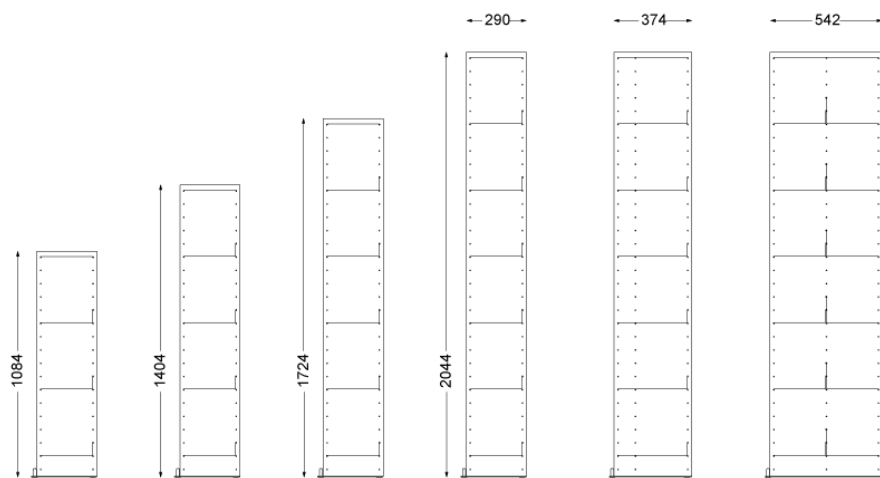
Tillåten svikt enligt testnorm är 0,5 % av hyllans längd eller 4mm/hyllmeter.

Littbus hyllplan sviktar max 0,23 %.


Alla mått är i mm.

Höjdmått är gavelns höjd exklusive justerfotens minimihöjd 25mm.

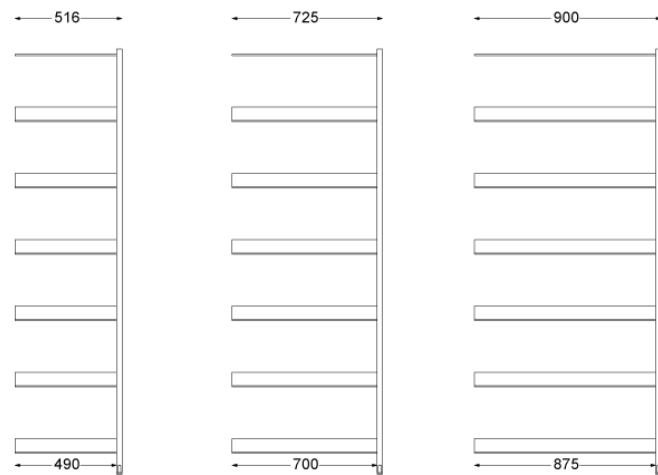
Gavelns tjocklek är 25 mm.



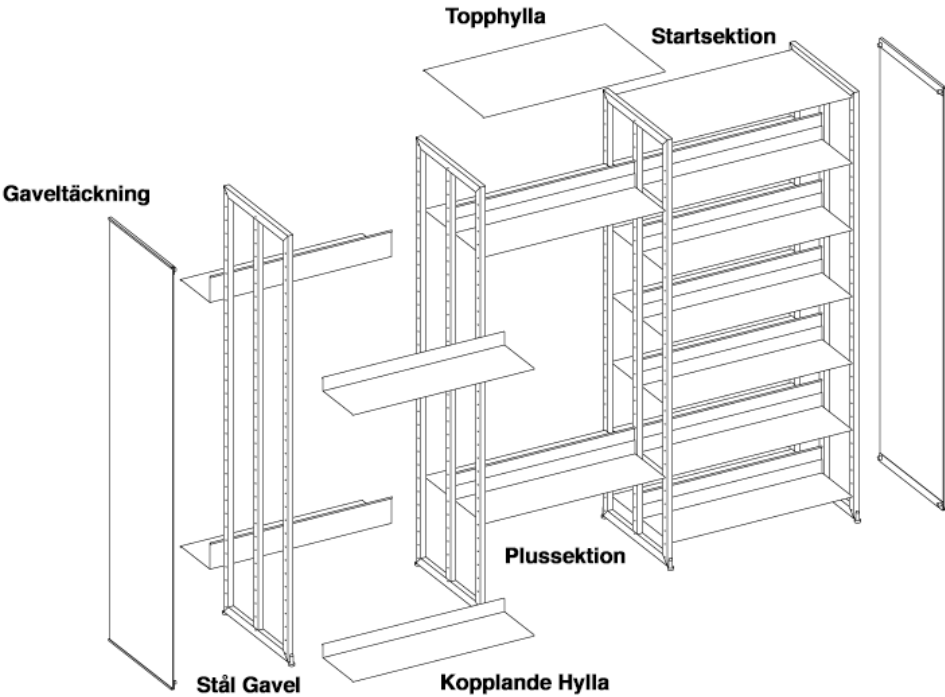
Startsektion



Plussektion



Struktur



* = Möbelfakta

LITTBUS TRÄ/WOOD 290 *

Gavlar av björk, inkl. hyllplan/End panels of solid birch, incl. Shelves



| 290/1084 | STARTSEKTION BJÖRK/BIRCH | | | PLUSSEKTION BJÖRK/BIRCH | | |
|----------|--------------------------|---------------|----------|-------------------------|---------------|----------|
| | Bredd/width | Art.nr/Art.no | Pris SEK | Bredd/width | Art.nr/Art.no | Pris SEK |
| | C/C 516 | LS 2910020 | 4668 | C/C 516 | LP 2910020 | 2943 |
| | C/C 725 | LS 2910120 | 4806 | C/C 725 | LP 2910120 | 3080 |
| | C/C 900 | LS 2910220 | 4943 | C/C 900 | LP 2910220 | 3216 |
| 290/1404 | STARTSEKTION BJÖRK/BIRCH | | | PLUSSEKTION BJÖRK/BIRCH | | |
| | C/C 516 | LS 2920020 | 5698 | C/C 516 | LP 2920020 | 3661 |
| | C/C 725 | LS 2920120 | 5880 | C/C 725 | LP 2920120 | 3843 |
| | C/C 900 | LS 2920220 | 6063 | C/C 900 | LP 2920220 | 4025 |
| 290/1724 | STARTSEKTION BJÖRK/BIRCH | | | PLUSSEKTION BJÖRK/BIRCH | | |
| | C/C 516 | LS 2930020 | 6674 | C/C 516 | LP 2930020 | 4352 |
| | C/C 725 | LS 2930120 | 6902 | C/C 725 | LP 2930120 | 4579 |
| | C/C 900 | LS 2930220 | 7130 | C/C 900 | LP 2930220 | 4807 |
| 290/2044 | STARTSEKTION BJÖRK/BIRCH | | | PLUSSEKTION BJÖRK/BIRCH | | |
| | C/C 516 | LS 2940020 | 7521 | C/C 516 | LP 2940020 | 4978 |
| | C/C 725 | LS 2940120 | 7795 | C/C 725 | LP 2940120 | 5251 |
| | C/C 900 | LS 2940220 | 8068 | C/C 900 | LP 2940220 | 5525 |
| Tillval | * KRÖNSKIVA MASSIV BJÖRK | | | | | |
| | C/C 516 | TO 0320 | 1216 | | | |
| | C/C 725 | TO 5310 | 1261 | | | |
| | C/C 900 | TO 5320 | 1336 | | | |
| Tillval | * TOPPHYLLA STÅL | | | | | |
| | C/C 516 | TH 0110 | 375 | | | |
| | C/C 725 | TH 1110 | 397 | | | |
| | C/C 900 | TH 3110 | 438 | | | |

TIDSKRIFTSHYLLA/MAGAZINE SHELVES 290 *

Inkl. gavlar av björk/Incl. End panels of solid birch



| 290/1084 | STARTSEKTION BJÖRK/BIRCH | | | PLUSSEKTION BJÖRK/BIRCH | | |
|----------|--------------------------|---------------|----------|-------------------------|---------------|----------|
| | Bredd/width | Art.nr/Art.no | Pris SEK | Bredd/width | Art.nr/Art.no | Pris SEK |
| | C/C 725 | LS 2910122 | 5023 | C/C 725 | LP 2910122 | 3293 |
| | C/C 900 | LS 2910222 | 5103 | C/C 900 | LP 2910222 | 3375 |
| 290/1404 | STARTSEKTION BJÖRK/BIRCH | | | PLUSSEKTION BJÖRK/BIRCH | | |
| | C/C 725 | LS 2920122 | 6166 | C/C 725 | LP 2920122 | 4128 |
| | C/C 900 | LS 2920222 | 6273 | C/C 900 | LP 2920222 | 4237 |
| 290/1724 | STARTSEKTION BJÖRK/BIRCH | | | PLUSSEKTION BJÖRK/BIRCH | | |
| | C/C 725 | LS 2930122 | 7262 | C/C 725 | LP 2930122 | 4937 |
| | C/C 900 | LS 2930222 | 7396 | C/C 900 | LP 2930222 | 5073 |
| 290/2044 | STARTSEKTION BJÖRK/BIRCH | | | PLUSSEKTION BJÖRK/BIRCH | | |
| | C/C 725 | LS 2940122 | 8225 | C/C 725 | LP 2940122 | 5681 |
| | C/C 900 | LS 2940222 | 8388 | C/C 900 | LP 2940222 | 5844 |
| Tillval | * KRÖNSKIVA MASSIV BJÖRK | | | | | |
| | C/C 516 | TO 0320 | 1216 | | | |
| | C/C 725 | TO 5310 | 1261 | | | |
| | C/C 900 | TO 5320 | 1336 | | | |
| Tillval | * TOPPHYLLA STÅL | | | | | |
| | C/C 516 | TH 0110 | 375 | | | |
| | C/C 725 | TH 1110 | 397 | | | |
| | C/C 900 | TH 3110 | 438 | | | |

3-DELAT EXPOMAGASIN/3-PART EXPO-MAGAZINE 290 *

Inkl. gavlar av björk, hyllplan och topphylla/Incl. End panels of solid birch, shelves and topshelf



| 290/1084 STARTSEKTION BJÖRK/BIRCH | | | | PLUSSEKTION BJÖRK/BIRCH | | | |
|-----------------------------------|---------------|----------|--|-------------------------|---------------|----------|--|
| Bredd/width | Art.nr/Art.no | Pris SEK | | Bredd/width | Art.nr/Art.no | Pris SEK | |
| C/C 725 | LS 2910125 | 10153 | | C/C 725 | LP 2910125 | 8422 | |
| C/C 900 | LS 2910225 | 10913 | | C/C 900 | LP 2910225 | 9188 | |
| 290/1404 STARTSEKTION BJÖRK/BIRCH | | | | PLUSSEKTION BJÖRK/BIRCH | | | |
| C/C 725 | LS 2920125 | 13407 | | C/C 725 | LP 2920125 | 11367 | |
| C/C 900 | LS 2920225 | 14476 | | C/C 900 | LP 2920225 | 12437 | |
| 290/1724 STARTSEKTION BJÖRK/BIRCH | | | | PLUSSEKTION BJÖRK/BIRCH | | | |
| C/C 725 | LS 2930125 | 16614 | | C/C 725 | LP 2930125 | 14287 | |
| C/C 900 | LS 2930225 | 17988 | | C/C 900 | LP 2930225 | 15665 | |
| 290/2044 STARTSEKTION BJÖRK/BIRCH | | | | PLUSSEKTION BJÖRK/BIRCH | | | |
| C/C 725 | LS 2940125 | 19689 | | C/C 725 | LP 2940125 | 17143 | |
| C/C 900 | LS 2940225 | 21371 | | C/C 900 | LP 2940225 | 18826 | |
| Tillval * KRÖNSKIVA MASSIV BJÖRK | | | | | | | |
| C/C 516 | TO 0320 | 1216 | | | | | |
| C/C 725 | TO 5310 | 1261 | | | | | |
| C/C 900 | TO 5320 | 1336 | | | | | |
| Tillval * TOPPHYLLA STÅL | | | | | | | |
| C/C 516 | TH 0110 | 375 | | | | | |
| C/C 725 | TH 1110 | 397 | | | | | |
| C/C 900 | TH 3110 | 438 | | | | | |

LITTBUS TRÄ/WOOD 374 *

Gavlar av björk, inkl. hyllplan/End panels of solid birch, incl. shelves



| 374/1084 STARTSEKTION BJÖRK/BIRCH | | | | PLUSSEKTION BJÖRK/BIRCH | | | |
|-----------------------------------|---------------|----------|--|-------------------------|---------------|----------|--|
| Bredd/width | Art.nr/Art.no | Pris SEK | | Bredd/width | Art.nr/Art.no | Pris SEK | |
| C/C 516 | LS 3710020 | 5354 | | C/C 516 | LP 3710020 | 3343 | |
| C/C 725 | LS 3710120 | 5553 | | C/C 725 | LP 3710120 | 3543 | |
| C/C 900 | LS 3710220 | 5695 | | C/C 900 | LP 3710220 | 3686 | |
| 374/1404 STARTSEKTION BJÖRK/BIRCH | | | | PLUSSEKTION BJÖRK/BIRCH | | | |
| C/C 516 | LS 3720020 | 6030 | | C/C 516 | LP 3720020 | 3903 | |
| C/C 725 | LS 3720120 | 6910 | | C/C 725 | LP 3720120 | 4475 | |
| C/C 900 | LS 3720220 | 7101 | | C/C 900 | LP 3720220 | 4666 | |
| 374/1724 STARTSEKTION BJÖRK/BIRCH | | | | PLUSSEKTION BJÖRK/BIRCH | | | |
| C/C 516 | LS 3730020 | 7924 | | C/C 516 | LP 3730020 | 5072 | |
| C/C 725 | LS 3730120 | 8256 | | C/C 725 | LP 3730120 | 5403 | |
| C/C 900 | LS 3730220 | 8494 | | C/C 900 | LP 3730220 | 5642 | |
| 374/2044 STARTSEKTION BJÖRK/BIRCH | | | | PLUSSEKTION BJÖRK/BIRCH | | | |
| C/C 516 | LS 3740020 | 8950 | | C/C 516 | LP 3740020 | 5807 | |
| C/C 725 | LS 3740120 | 9348 | | C/C 725 | LP 3740120 | 6205 | |
| C/C 900 | LS 3740220 | 9634 | | C/C 900 | LP 3740220 | 6489 | |
| Tillval * KRÖNSKIVA MASSIV BJÖRK | | | | | | | |
| C/C 516 | TO 0321 | 1216 | | | | | |
| C/C 725 | TO 5311 | 1367 | | | | | |
| C/C 900 | TO 5321 | 1554 | | | | | |
| Tillval * TOPPHYLLA STÅL | | | | | | | |
| C/C 516 | TH 0510 | 418 | | | | | |
| C/C 725 | TH 1510 | 448 | | | | | |
| C/C 900 | TH 3510 | 491 | | | | | |

EXPOMAGASIN/EXPO-MAGAZINE 374 *

Inkl. gavlar av björk, hyllplan och topphylla/Incl. End panels of solid birch, shelves and topshelf



| 374/1084 | STARTSEKTION BJÖRK/BIRCH | | | PLUSSEKTION BJÖRK/BIRCH | | |
|----------|--------------------------|---------------|----------|-------------------------|---------------|----------|
| | Bredd/width | Art.nr/Art.no | Pris SEK | Bredd/width | Art.nr/Art.no | Pris SEK |
| | C/C 725 | LS 3710123 | 8250 | C/C 725 | LP 3710123 | 6241 |
| | C/C 900 | LS 3710223 | 8481 | C/C 900 | LP 3710223 | 6470 |
| 374/1404 | STARTSEKTION BJÖRK/BIRCH | | | PLUSSEKTION BJÖRK/BIRCH | | |
| | C/C 725 | LS 3720123 | 10730 | C/C 725 | LP 3720123 | 8296 |
| | C/C 900 | LS 3720223 | 11026 | C/C 900 | LP 3720223 | 8593 |
| 374/1724 | STARTSEKTION BJÖRK/BIRCH | | | PLUSSEKTION BJÖRK/BIRCH | | |
| | C/C 725 | LS 3730123 | 12681 | C/C 725 | LP 3730123 | 9829 |
| | C/C 900 | LS 3730223 | 13175 | C/C 900 | LP 3730223 | 10136 |
| 374/2044 | STARTSEKTION BJÖRK/BIRCH | | | PLUSSEKTION BJÖRK/BIRCH | | |
| | C/C 725 | LS 3740123 | 14897 | C/C 725 | LP 3740123 | 11754 |
| | C/C 900 | LS 3740223 | 15272 | C/C 900 | LP 3740223 | 12128 |
| Tillval | * KRÖNSKIVA MASSIV BJÖRK | | | | | |
| | C/C 516 | TO 0321 | 1216 | | | |
| | C/C 725 | TO 5311 | 1367 | | | |
| | C/C 900 | TO 5321 | 1554 | | | |
| Tillval | * TOPPHYLLA STÅL | | | | | |
| | C/C 516 | TH 0510 | 418 | | | |
| | C/C 725 | TH 1510 | 448 | | | |
| | C/C 900 | TH 3510 | 491 | | | |

LITTBUS TRÄ/WOOD 542 *

Gavlar av björk, inkl. hyllplan/End panels of solid birch, incl. shelves



| 542/1084 | STARTSEKTION BJÖRK/BIRCH | | | PLUSSEKTION BJÖRK/BIRCH | | |
|----------|--------------------------|---------------|----------|-------------------------|---------------|----------|
| | Bredd/width | Art.nr/Art.no | Pris SEK | Bredd/width | Art.nr/Art.no | Pris SEK |
| | C/C 516 | LS 5410020 | 7827 | C/C 516 | LP 5410020 | 5164 |
| | C/C 725 | LS 5410120 | 8119 | C/C 725 | LP 5410120 | 5457 |
| | C/C 900 | LS 5410220 | 8393 | C/C 900 | LP 5410220 | 5730 |
| 542/1404 | STARTSEKTION BJÖRK/BIRCH | | | PLUSSEKTION BJÖRK/BIRCH | | |
| | C/C 516 | LS 5420020 | 9773 | C/C 516 | LP 5420020 | 6555 |
| | C/C 725 | LS 5420120 | 10164 | C/C 725 | LP 5420120 | 6945 |
| | C/C 900 | LS 5420220 | 10529 | C/C 900 | LP 5420220 | 7309 |
| 542/1724 | STARTSEKTION BJÖRK/BIRCH | | | PLUSSEKTION BJÖRK/BIRCH | | |
| | C/C 516 | LS 5430020 | 11983 | C/C 516 | LP 5430020 | 8077 |
| | C/C 725 | LS 5430120 | 12469 | C/C 725 | LP 5430120 | 8563 |
| | C/C 900 | LS 5430220 | 12927 | C/C 900 | LP 5430220 | 9019 |
| 542/2044 | STARTSEKTION BJÖRK/BIRCH | | | PLUSSEKTION BJÖRK/BIRCH | | |
| | C/C 516 | LS 5440020 | 13576 | C/C 516 | LP 5440020 | 9290 |
| | C/C 725 | LS 5440120 | 14162 | C/C 725 | LP 5440120 | 9873 |
| | C/C 900 | LS 5440220 | 14708 | C/C 900 | LP 5440220 | 10422 |
| Tillval | * KRÖNSKIVA MASSIV BJÖRK | | | | | |
| | C/C 516 | TO 0312 | 1622 | | | |
| | C/C 725 | TO 5312 | 1705 | | | |
| | C/C 900 | TO 5322 | 1889 | | | |
| Tillval | * TOPPHYLLA STÅL | | | | | |
| | C/C 516 | TH 0120 | 559 | | | |
| | C/C 725 | TH 1120 | 588 | | | |
| | C/C 900 | TH 3120 | 616 | | | |

TIDSKRIFTSHYLLA/MAGAZINE SHELVES 542 *

Inkl. gavlar av björk/Incl. End panels of solid birch



| 542/1084 | STARTSEKTION BJÖRK/BIRCH | | | PLUSSEKTION BJÖRK/BIRCH | | |
|----------|--------------------------|---------------|----------|-------------------------|---------------|----------|
| | Bredd/width | Art.nr/Art.no | Pris SEK | Bredd/width | Art.nr/Art.no | Pris SEK |
| | C/C 725 | LS 5410122 | 9495 | C/C 725 | LP 5410122 | 6830 |
| | C/C 900 | LS 5410222 | 9762 | C/C 900 | LP 5410222 | 7102 |
| 542/1404 | STARTSEKTION BJÖRK/BIRCH | | | PLUSSEKTION BJÖRK/BIRCH | | |
| | C/C 725 | LS 5420122 | 11654 | C/C 725 | LP 5420122 | 8434 |
| | C/C 900 | LS 5420222 | 11977 | C/C 900 | LP 5420222 | 8759 |
| 542/1724 | STARTSEKTION BJÖRK/BIRCH | | | PLUSSEKTION BJÖRK/BIRCH | | |
| | C/C 725 | LS 5430122 | 14073 | C/C 725 | LP 5430122 | 10167 |
| | C/C 900 | LS 5430222 | 14453 | C/C 900 | LP 5430222 | 10542 |
| 542/2044 | STARTSEKTION BJÖRK/BIRCH | | | PLUSSEKTION BJÖRK/BIRCH | | |
| | C/C 725 | LS 5440122 | 15880 | C/C 725 | LP 5440122 | 11592 |
| | C/C 900 | LS 5440222 | 16306 | C/C 900 | LP 5440222 | 12021 |
| Tillval | * KRÖNSKIVA MASSIV BJÖRK | | | | | |
| | C/C 516 | TO 0312 | 1622 | | | |
| | C/C 725 | TO 5312 | 1705 | | | |
| | C/C 900 | TO 5322 | 1889 | | | |
| Tillval | * TOPPHYLLA STÅL | | | | | |
| | C/C 516 | TH 0120 | 559 | | | |
| | C/C 725 | TH 1120 | 588 | | | |
| | C/C 900 | TH 3120 | 616 | | | |

3-DELAT EXPOMAGASIN/3-PART EXPO-MAGAZINE 542 *

Inkl. gavlar av björk, hyllplan och topphylla/Incl. End panels of solid birch, shelves and topshelf



| 542/1084 | STARTSEKTION BJÖRK/BIRCH | | | PLUSSEKTION BJÖRK/BIRCH | | |
|----------|--------------------------|---------------|----------|-------------------------|---------------|----------|
| | Bredd/width | Art.nr/Art.no | Pris SEK | Bredd/width | Art.nr/Art.no | Pris SEK |
| | C/C 725 | LS 5410125 | 16398 | C/C 725 | LP 5410125 | 13735 |
| | C/C 900 | LS 5410225 | 17782 | C/C 900 | LP 5410225 | 15122 |
| 542/1404 | STARTSEKTION BJÖRK/BIRCH | | | PLUSSEKTION BJÖRK/BIRCH | | |
| | C/C 725 | LS 5420125 | 22253 | C/C 725 | LP 5420125 | 19034 |
| | C/C 900 | LS 5420225 | 24247 | C/C 900 | LP 5420225 | 21028 |
| 542/1724 | STARTSEKTION BJÖRK/BIRCH | | | PLUSSEKTION BJÖRK/BIRCH | | |
| | C/C 725 | LS 5430125 | 28367 | C/C 725 | LP 5430125 | 24463 |
| | C/C 900 | LS 5430225 | 30974 | C/C 900 | LP 5430225 | 27065 |
| 542/2044 | STARTSEKTION BJÖRK/BIRCH | | | PLUSSEKTION BJÖRK/BIRCH | | |
| | C/C 725 | LS 5440125 | 33868 | C/C 725 | LP 5440125 | 29582 |
| | C/C 900 | LS 5440225 | 37085 | C/C 900 | LP 5440225 | 32798 |
| Tillval | * KRÖNSKIVA MASSIV BJÖRK | | | | | |
| | C/C 516 | TO 0312 | 1622 | | | |
| | C/C 725 | TO 5312 | 1705 | | | |
| | C/C 900 | TO 5322 | 1889 | | | |
| Tillval | * TOPPHYLLA STÅL | | | | | |
| | C/C 516 | TH 0120 | 559 | | | |
| | C/C 725 | TH 1120 | 588 | | | |
| | C/C 900 | TH 3120 | 616 | | | |

LITTBUS STÅL/STEEL 290 *

Gavlar av stål, inkl. hyllplan/End panels of steel, incl. shelves



| 290/1084 | STARTSEKTION STÅL | | | PLUSSEKTION STÅL | | |
|----------|------------------------------|---------------|----------|--------------------------------------|--------------------|----------|
| | Bredd/width | Art.nr/Art.no | Pris SEK | Bredd/width | Art.nr/Art.no | Pris SEK |
| | C/C 516 | LS 2910050 | 3981 | C/C 516 | LP 2910050 | 2599 |
| | C/C 725 | LS 2910150 | 4118 | C/C 725 | LP 2910150 | 2736 |
| | C/C 900 | LS 2910250 | 4254 | C/C 900 | LP 2910250 | 2873 |
| 290/1404 | STARTSEKTION STÅL | | | PLUSSEKTION STÅL | | |
| | C/C 516 | LS 2920050 | 4587 | C/C 516 | LP 2920050 | 3108 |
| | C/C 725 | LS 2920150 | 4765 | C/C 725 | LP 2920150 | 3281 |
| | C/C 900 | LS 2920250 | 4944 | C/C 900 | LP 2920250 | 3462 |
| 290/1724 | STARTSEKTION STÅL | | | PLUSSEKTION STÅL | | |
| | C/C 516 | LS 2930050 | 5192 | C/C 516 | LP 2930050 | 3612 |
| | C/C 725 | LS 2930150 | 5410 | C/C 725 | LP 2930150 | 3831 |
| | C/C 900 | LS 2930250 | 5638 | C/C 900 | LP 2930250 | 4059 |
| 290/2044 | STARTSEKTION STÅL | | | PLUSSEKTION STÅL | | |
| | C/C 516 | LS 2940050 | 5695 | C/C 516 | LP 2940050 | 4066 |
| | C/C 725 | LS 2940150 | 5957 | C/C 725 | LP 2940150 | 4328 |
| | C/C 900 | LS 2940250 | 6229 | C/C 900 | LP 2940250 | 4601 |
| Tillval | * TOPPHYLLA STÅL | | | | | |
| | C/C 516 | TH 0110 | 375 | | | |
| | C/C 725 | TH 1110 | 397 | | | |
| | C/C 900 | TH 3110 | 438 | | | |
| Tillval | * GAVELTÄCKNING FROSTAT GLAS | | | | | |
| | 290x1084 | GF 1210-G2 | 1632 | | | |
| | 290x1404 | GF 1310-G2 | 1971 | | | |
| | 290x1724 | GF 1510-G2 | 2252 | | | |
| | 290x2044 | GF 1710-G2 | 2537 | | | |
| Tillval | * PERFORERAD PLÅT | | | | | |
| | 290x1084 | GF 1210-SP | 2001 | | | |
| | 290x1404 | GF 1310-SP | 2140 | | | |
| | 290x1724 | GF 1510-SP | 2317 | | | |
| | 290x2044 | GF 1710-SP | 2588 | | | |
| Tillval | * PLÅT / INKLÄDD | | | * KRÖNSKIVA STÅL | | |
| | 290x1084 | GF 1210-ST | 1401 | Enkel=ST3, Ytter=ST2, Mitt=ST | | |
| | 290x1404 | GF 1310-ST | 1622 | C/C 516 | TH 0110-ST/ST2/ST3 | 422 |
| | 290x1724 | GF 1510-ST | 1863 | C/C 725 | TH 1110-ST/ST2/ST3 | 459 |
| | 290x2044 | GF 1710-ST | 2077 | C/C 900 | TH 3110-ST/ST2/ST3 | 497 |

TIDSKRIFTSHYLLA/MAGAZINE SHELVES 290 *

Gavlar av stål, inkl. hyllplan/End panels of steel, incl. shelves



| 290/1084 | | | | 290/1404 | | | | | | | |
|-------------------|---------------|----------|--|------------------------------|--------------------|----------|--|-------------------------------|--|--|--|
| STARTSEKTION STÅL | | | | PLUSSEKTION STÅL | | | | | | | |
| Bredd/width | Art.nr/Art.no | Pris SEK | | Bredd/width | Art.nr/Art.no | Pris SEK | | | | | |
| C/C 725 | LS 2910152 | 4335 | | C/C 725 | LP 2910152 | 2951 | | | | | |
| C/C 900 | LS 2910252 | 4413 | | C/C 900 | LP 2910252 | 3031 | | | | | |
| 290/1724 | | | | 290/2044 | | | | | | | |
| STARTSEKTION STÅL | | | | PLUSSEKTION STÅL | | | | | | | |
| C/C 725 | LS 2920152 | 5051 | | C/C 725 | LP 2920152 | 3572 | | | | | |
| C/C 900 | LS 2920252 | 5160 | | C/C 900 | LP 2920252 | 3680 | | | | | |
| C/C 725 | LS 2930152 | 5773 | | C/C 725 | LP 2930152 | 4194 | | | | | |
| C/C 900 | LS 2930252 | 5910 | | C/C 900 | LP 2930252 | 4325 | | | | | |
| 290/2044 | | | | 290/2044 | | | | | | | |
| STARTSEKTION STÅL | | | | PLUSSEKTION STÅL | | | | | | | |
| C/C 725 | LS 2940152 | 6394 | | C/C 725 | LP 2940152 | 4763 | | | | | |
| C/C 900 | LS 2940252 | 6552 | | C/C 900 | LP 2940252 | 4925 | | | | | |
| Tillval | | | | * TOPPHYLLA STÅL | | | | | | | |
| C/C 516 | TH 0110 | 375 | | | | | | | | | |
| C/C 725 | TH 1110 | 397 | | | | | | | | | |
| C/C 900 | TH 3110 | 438 | | | | | | | | | |
| Tillval | | | | * GAVELTÄCKNING FROSTAT GLAS | | | | | | | |
| 290x1084 | GF 1210-G2 | 1632 | | | | | | | | | |
| 290x1404 | GF 1310-G2 | 1971 | | | | | | | | | |
| 290x1724 | GF 1510-G2 | 2252 | | | | | | | | | |
| 290x2044 | GF 1710-G2 | 2537 | | | | | | | | | |
| Tillval | | | | * PERFORERAD PLÅT | | | | | | | |
| 290x1084 | GF 1210-SP | 2001 | | | | | | | | | |
| 290x1404 | GF 1310-SP | 2140 | | | | | | | | | |
| 290x1724 | GF 1510-SP | 2317 | | | | | | | | | |
| 290x2044 | GF 1710-SP | 2588 | | | | | | | | | |
| Tillval | | | | * PLÅT / INKLÄDD | | | | * KRÖNSKIVA STÅL | | | |
| 290x1084 | GF 1210-ST | 1401 | | | | | | Enkel=ST3, Ytter=ST2, Mitt=ST | | | |
| 290x1404 | GF 1310-ST | 1622 | | C/C 516 | TH 0110-ST/ST2/ST3 | 422 | | | | | |
| 290x1724 | GF 1510-ST | 1863 | | C/C 725 | TH 1110-ST/ST2/ST3 | 459 | | | | | |
| 290x2044 | GF 1710-ST | 2077 | | C/C 900 | TH 3110-ST/ST2/ST3 | 497 | | | | | |

3-DELAT EXPOMAGASIN/3-PART EXPO-MAGAZINE 290 *

Gavlar av stål, inkl. hyllplan/End panels of steel, incl. shelves



| 290/1084 | | | | 290/1404 | | | |
|-------------------|---------------|----------|--|-------------------------------|--------------------|----------|--|
| STARTSEKTION STÅL | | | | PLUSSEKTION STÅL | | | |
| Bredd/width | Art.nr/Art.no | Pris SEK | | Bredd/width | Art.nr/Art.no | Pris SEK | |
| C/C 725 | LS 2910155 | 9462 | | C/C 725 | LP 2910155 | 8080 | |
| C/C 900 | LS 2910255 | 10228 | | C/C 900 | LP 2910255 | 8843 | |
| 290/1404 | | | | 290/1724 | | | |
| STARTSEKTION STÅL | | | | PLUSSEKTION STÅL | | | |
| C/C 725 | LS 2920155 | 12289 | | C/C 725 | LP 2920155 | 10813 | |
| C/C 900 | LS 2920255 | 13362 | | C/C 900 | LP 2920255 | 11878 | |
| 290/1724 | | | | 290/2044 | | | |
| STARTSEKTION STÅL | | | | PLUSSEKTION STÅL | | | |
| C/C 725 | LS 2930155 | 15126 | | C/C 725 | LP 2930155 | 13544 | |
| C/C 900 | LS 2930255 | 16501 | | C/C 900 | LP 2930255 | 14922 | |
| 290/2044 | | | | 290/2044 | | | |
| STARTSEKTION STÅL | | | | PLUSSEKTION STÅL | | | |
| C/C 725 | LS 2940155 | 17835 | | C/C 725 | LP 2940155 | 16224 | |
| C/C 900 | LS 2940255 | 19538 | | C/C 900 | LP 2940255 | 17909 | |
| Tillval | | | | Tillval | | | |
| * TOPPHYLLA STÅL | | | | * GAVELTÄCKNING FROSTAT GLAS | | | |
| C/C 516 | TH 0110 | 375 | | 290x1084 | GF 1210-G2 | 1632 | |
| C/C 725 | TH 1110 | 397 | | 290x1404 | GF 1310-G2 | 1971 | |
| C/C 900 | TH 3110 | 438 | | 290x1724 | GF 1510-G2 | 2252 | |
| | | | | 290x2044 | GF 1710-G2 | 2537 | |
| Tillval | | | | Tillval | | | |
| * PERFORERAD PLÅT | | | | * KRÖNSKIVA STÅL | | | |
| 290x1084 | GF 1210-SP | 2001 | | Enkel=ST3, Ytter=ST2, Mitt=ST | | | |
| 290x1404 | GF 1310-SP | 2140 | | C/C 516 | TH 0110-ST/ST2/ST3 | 422 | |
| 290x1724 | GF 1510-SP | 2317 | | C/C 725 | TH 1110-ST/ST2/ST3 | 459 | |
| 290x2044 | GF 1710-SP | 2588 | | C/C 900 | TH 3110-ST/ST2/ST3 | 497 | |
| Tillval | | | | Tillval | | | |
| * PLÅT / INKLÄDD | | | | * KRÖNSKIVA STÅL | | | |
| 290x1084 | GF 1210-ST | 1401 | | Enkel=ST3, Ytter=ST2, Mitt=ST | | | |
| 290x1404 | GF 1310-ST | 1622 | | C/C 516 | TH 0110-ST/ST2/ST3 | 422 | |
| 290x1724 | GF 1510-ST | 1863 | | C/C 725 | TH 1110-ST/ST2/ST3 | 459 | |
| 290x2044 | GF 1710-ST | 2077 | | C/C 900 | TH 3110-ST/ST2/ST3 | 497 | |

LITTBUS STÅL/STEEL 374 *

Gavlar av stål, inkl. hyllplan/End panels of steel, incl. shelves



| 374/1084 | STARTSEKTION STÅL | | | PLUSSEKTION STÅL | | |
|----------|------------------------------|---------------|----------|--------------------------------------|--------------------|----------|
| | Bredd/width | Art.nr/Art.no | Pris SEK | Bredd/width | Art.nr/Art.no | Pris SEK |
| | C/C 516 | LS 3710050 | 4773 | C/C 516 | LP 3710050 | 3053 |
| | C/C 725 | LS 3710150 | 4973 | C/C 725 | LP 3710150 | 3252 |
| | C/C 900 | LS 3710250 | 5116 | C/C 900 | LP 3710250 | 3394 |
| 374/1404 | STARTSEKTION STÅL | | | PLUSSEKTION STÅL | | |
| | C/C 516 | LS 3720050 | 5532 | C/C 516 | LP 3720050 | 3653 |
| | C/C 725 | LS 3720150 | 5800 | C/C 725 | LP 3720150 | 3919 |
| | C/C 900 | LS 3720250 | 5989 | C/C 900 | LP 3720250 | 4110 |
| 374/1724 | STARTSEKTION STÅL | | | PLUSSEKTION STÅL | | |
| | C/C 516 | LS 3730050 | 6332 | C/C 516 | LP 3730050 | 4275 |
| | C/C 725 | LS 3730150 | 6665 | C/C 725 | LP 3730150 | 4609 |
| | C/C 900 | LS 3730250 | 6902 | C/C 900 | LP 3730250 | 4845 |
| 374/2044 | STARTSEKTION STÅL | | | PLUSSEKTION STÅL | | |
| | C/C 516 | LS 3740050 | 7005 | C/C 516 | LP 3740050 | 4835 |
| | C/C 725 | LS 3740150 | 7402 | C/C 725 | LP 3740150 | 5232 |
| | C/C 900 | LS 3740250 | 7689 | C/C 900 | LP 3740250 | 5517 |
| Tillval | * TOPPHYLLA STÅL | | | | | |
| | C/C 516 | TH 0510 | 418 | | | |
| | C/C 725 | TH 1510 | 448 | | | |
| | C/C 900 | TH 3510 | 491 | | | |
| Tillval | * GAVELTÄCKNING FROSTAT GLAS | | | | | |
| | 290x1084 | GF 3210-G2 | 1913 | | | |
| | 290x1404 | GF 3310-G2 | 2348 | | | |
| | 290x1724 | GF 3510-G2 | 2715 | | | |
| | 290x2044 | GF 3710-G2 | 3077 | | | |
| Tillval | * PERFORERAD PLÅT | | | | | |
| | 290x1084 | GF 3210-SP | 2085 | | | |
| | 290x1404 | GF 3310-SP | 2214 | | | |
| | 290x1724 | GF 3510-SP | 2486 | | | |
| | 290x2044 | GF 3710-SP | 2753 | | | |
| Tillval | * PLÅT / INKLÄDD | | | * KRÖNSKIVA STÅL | | |
| | 290x1084 | GF 3210-ST | 1497 | Enkel=ST3, Ytter=ST2, Mitt=ST | | |
| | 290x1404 | GF 3310-ST | 1748 | C/C 516 | TH 0510-ST/ST2/ST3 | 422 |
| | 290x1724 | GF 3510-ST | 1964 | C/C 725 | TH 1510-ST/ST2/ST3 | 459 |
| | 290x2044 | GF 3710-ST | 2196 | C/C 900 | TH 3510-ST/ST2/ST3 | 497 |

EXPOMAGASIN/EXPO-MAGAZINE 374 *

Inkl. gavlar, hyllplan och topphylla/Incl. endpanels, shelves and topshelf



| 374/1084 | | | | 374/1404 | | | |
|-------------------|---------------|----------|--|-------------------------------|--------------------|----------|--|
| STARTSEKTION STÅL | | | | PLUSSEKTION STÅL | | | |
| Bredd/width | Art.nr/Art.no | Pris SEK | | Bredd/width | Art.nr/Art.no | Pris SEK | |
| C/C 725 | LS 3710153 | 7671 | | C/C 725 | LP 3710153 | 5950 | |
| C/C 900 | LS 3710253 | 7900 | | C/C 900 | LP 3710253 | 6179 | |
| 374/1724 | | | | 374/2044 | | | |
| STARTSEKTION STÅL | | | | PLUSSEKTION STÅL | | | |
| C/C 725 | LS 3720153 | 9619 | | C/C 725 | LP 3720153 | 5950 | |
| C/C 900 | LS 3720253 | 9913 | | C/C 900 | LP 3720253 | 6179 | |
| C/C 725 | LS 3730153 | 11091 | | C/C 725 | LP 3730153 | 9034 | |
| C/C 900 | LS 3730253 | 11399 | | C/C 900 | LP 3730253 | 9343 | |
| 374/2044 | | | | 374/2044 | | | |
| STARTSEKTION STÅL | | | | PLUSSEKTION STÅL | | | |
| C/C 725 | LS 3740153 | 12952 | | C/C 725 | LP 3740153 | 10779 | |
| C/C 900 | LS 3740253 | 13327 | | C/C 900 | LP 3740253 | 11155 | |
| Tillval | | | | Tillval | | | |
| * TOPPHYLLA STÅL | | | | * GAVELTÄCKNING FROSTAT GLAS | | | |
| C/C 516 | TH 0510 | 418 | | 290x1084 | GF 3210-G2 | 1913 | |
| C/C 725 | TH 1510 | 448 | | 290x1404 | GF 3310-G2 | 2348 | |
| C/C 900 | TH 3510 | 491 | | 290x1724 | GF 3510-G2 | 2715 | |
| | | | | 290x2044 | GF 3710-G2 | 3077 | |
| Tillval | | | | Tillval | | | |
| * PERFORERAD PLÅT | | | | * KRÖNSKIVA STÅL | | | |
| 290x1084 | GF 3210-SP | 2085 | | Enkel=ST3, Ytter=ST2, Mitt=ST | | | |
| 290x1404 | GF 3310-SP | 2214 | | C/C 516 | TH 0510-ST/ST2/ST3 | 422 | |
| 290x1724 | GF 3510-SP | 2486 | | C/C 725 | TH 1510-ST/ST2/ST3 | 459 | |
| 290x2044 | GF 3710-SP | 2753 | | C/C 900 | TH 3510-ST/ST2/ST3 | 497 | |
| Tillval | | | | Tillval | | | |
| * PLÅT / INKLÄDD | | | | * KRÖNSKIVA STÅL | | | |
| 290x1084 | GF 3210-ST | 1497 | | Enkel=ST3, Ytter=ST2, Mitt=ST | | | |
| 290x1404 | GF 3310-ST | 1748 | | C/C 516 | TH 0510-ST/ST2/ST3 | 422 | |
| 290x1724 | GF 3510-ST | 1964 | | C/C 725 | TH 1510-ST/ST2/ST3 | 459 | |
| 290x2044 | GF 3710-ST | 2196 | | C/C 900 | TH 3510-ST/ST2/ST3 | 497 | |

LITTBUS STÅL/STEEL 542 *

Gavlar av stål, inkl. hyllplan/End panels of steel, incl. shelves



| 542/1084 | | STARTSEKTION STÅL | | PLUSSEKTION STÅL | | |
|----------|-------------|------------------------------|----------|-------------------------------|--------------------|----------|
| | Bredd/width | Art.nr/Art.no | Pris SEK | Bredd/width | Art.nr/Art.no | Pris SEK |
| | C/C 516 | LS 5410050 | 6105 | C/C 516 | LP 5410050 | 4303 |
| | C/C 725 | LS 5410150 | 6396 | C/C 725 | LP 5410150 | 4596 |
| | C/C 900 | LS 5410250 | 6671 | C/C 900 | LP 5410250 | 4870 |
| 542/1404 | | STARTSEKTION STÅL | | PLUSSEKTION STÅL | | |
| | C/C 516 | LS 5420050 | 7648 | C/C 516 | LP 5420050 | 5489 |
| | C/C 725 | LS 5420150 | 8036 | C/C 725 | LP 5420150 | 5880 |
| | C/C 900 | LS 5420250 | 8402 | C/C 900 | LP 5420250 | 6245 |
| 542/1724 | | STARTSEKTION STÅL | | PLUSSEKTION STÅL | | |
| | C/C 516 | LS 5430050 | 8722 | C/C 516 | LP 5430050 | 6445 |
| | C/C 725 | LS 5430150 | 9209 | C/C 725 | LP 5430150 | 6932 |
| | C/C 900 | LS 5430250 | 9665 | C/C 900 | LP 5430250 | 7389 |
| 542/2044 | | STARTSEKTION STÅL | | PLUSSEKTION STÅL | | |
| | C/C 516 | LS 5440050 | 10156 | C/C 516 | LP 5440050 | 7578 |
| | C/C 725 | LS 5440150 | 10741 | C/C 725 | LP 5440150 | 8164 |
| | C/C 900 | LS 5440250 | 11289 | C/C 900 | LP 5440250 | 8712 |
| Tillval | | * TOPPHYLLA STÅL | | | | |
| | C/C 516 | TH 0120 | 559 | | | |
| | C/C 725 | TH 1120 | 588 | | | |
| | C/C 900 | TH 3120 | 616 | | | |
| Tillval | | * GAVELTÄCKNING FROSTAT GLAS | | | | |
| | 290x1084 | GF 5210-G2 | 2455 | | | |
| | 290x1404 | GF 5310-G2 | 3090 | | | |
| | 290x1724 | GF 5510-G2 | 3625 | | | |
| | 290x2044 | GF 5710-G2 | 4153 | | | |
| Tillval | | * PERFORERAD PLÅT | | | | |
| | 290x1084 | GF 5210-SP | 2478 | | | |
| | 290x1404 | GF 5310-SP | 2620 | | | |
| | 290x1724 | GF 5510-SP | 2883 | | | |
| | 290x2044 | GF 5710-SP | 3181 | | | |
| Tillval | | * PLÅT / INKLÄDD | | * KRÖNSKIVA STÅL | | |
| | 290x1084 | GF 5210-ST | 1592 | Enkel=ST3, Ytter=ST2, Mitt=ST | | |
| | 290x1404 | GF 5310-ST | 1826 | C/C 516 | TH 0120-ST/ST2/ST3 | 554 |
| | 290x1724 | GF 5510-ST | 2076 | C/C 725 | TH 1120-ST/ST2/ST3 | 603 |
| | 290x2044 | GF 5710-ST | 2315 | C/C 900 | TH 3120-ST/ST2/ST3 | 654 |

TIDSKRIFTSHYLLA/MAGAZINE SHELVES 542 *

Inkl. gavlar/Incl. end panels



| 542/1084 | | | | 542/1404 | | | |
|---------------------------|----------------|----------|--|--------------------------------------|--------------------|----------|--|
| STARTSEKTION STÅL | | | | PLUSSEKTION STÅL | | | |
| Bredd/width | Art.nr./Art.no | Pris SEK | | Bredd/width | Art.nr./Art.no | Pris SEK | |
| C/C 725 | LS 5410152 | 7774 | | C/C 725 | LP 5410152 | 5969 | |
| C/C 900 | LS 5410252 | 8042 | | C/C 900 | LP 5410252 | 6241 | |
| 542/1724 | | | | 542/2044 | | | |
| STARTSEKTION STÅL | | | | PLUSSEKTION STÅL | | | |
| C/C 725 | LS 5420152 | 9528 | | C/C 725 | LP 5420152 | 7370 | |
| C/C 900 | LS 5420252 | 9850 | | C/C 900 | LP 5420252 | 7693 | |
| C/C 725 | LS 5430152 | 10814 | | C/C 725 | LP 5430152 | 8535 | |
| C/C 900 | LS 5430252 | 11192 | | C/C 900 | LP 5430252 | 8915 | |
| C/C 725 | LS 5440152 | 12459 | | C/C 725 | LP 5440152 | 9882 | |
| C/C 900 | LS 5440252 | 12890 | | C/C 900 | LP 5440252 | 10313 | |
| Tillval * TOPPHYLLA STÅL | | | | Tillval * GAVELTÄCKNING FROSTAT GLAS | | | |
| C/C 516 | TH 0120 | 559 | | 290x1084 | GF 5210-G2 | 2455 | |
| C/C 725 | TH 1120 | 588 | | 290x1404 | GF 5310-G2 | 3090 | |
| C/C 900 | TH 3120 | 616 | | 290x1724 | GF 5510-G2 | 3625 | |
| | | | | 290x2044 | GF 5710-G2 | 4153 | |
| Tillval * PERFORERAD PLÅT | | | | Tillval * PLÅT / INKLÄDD | | | |
| 290x1084 | GF 5210-SP | 2478 | | 290x1084 | GF 5210-ST | 1592 | |
| 290x1404 | GF 5310-SP | 2620 | | 290x1404 | GF 5310-ST | 1826 | |
| 290x1724 | GF 5510-SP | 2883 | | 290x1724 | GF 5510-ST | 2076 | |
| 290x2044 | GF 5710-SP | 3181 | | 290x2044 | GF 5710-ST | 2315 | |
| | | | | * KRÖNSKIVA STÅL | | | |
| | | | | Enkel=ST3, Ytter=ST2, Mitt=ST | | | |
| | | | | C/C 516 | TH 0120-ST/ST2/ST3 | 554 | |
| | | | | C/C 725 | TH 1120-ST/ST2/ST3 | 603 | |
| | | | | C/C 900 | TH 3120-ST/ST2/ST3 | 654 | |

3-DELAT EXPOMAGASIN/3-PART EXPO-MAGAZINE 542 *

Inkl. gavlar, hyllplan och topphylla/Incl. Endpanels, shelves and topshelf



| 542/1084 STARTSEKTION STÅL | | | | 542/1084 PLUSSEKTION STÅL | | | |
|--------------------------------------|---------------|----------|--|--------------------------------------|--------------------|----------|--|
| Bredd/width | Art.nr/Art.no | Pris SEK | | Bredd/width | Art.nr/Art.no | Pris SEK | |
| C/C 725 | LS 5410155 | 14676 | | C/C 725 | LP 5410155 | 12874 | |
| C/C 900 | LS 5410255 | 16059 | | C/C 900 | LP 5410252 | 14257 | |
| 542/1404 STARTSEKTION STÅL | | | | 542/1404 PLUSSEKTION STÅL | | | |
| C/C 725 | LS 5420155 | 20126 | | C/C 725 | LP 5420155 | 17968 | |
| C/C 900 | LS 5420255 | 22119 | | C/C 900 | LP 5420255 | 19966 | |
| 542/1724 STARTSEKTION STÅL | | | | 542/1724 PLUSSEKTION STÅL | | | |
| C/C 725 | LS 5430155 | 25107 | | C/C 725 | LP 5430155 | 22829 | |
| C/C 900 | LS 5430255 | 27713 | | C/C 900 | LP 5430255 | 25434 | |
| 542/2044 STARTSEKTION STÅL | | | | 542/2044 PLUSSEKTION STÅL | | | |
| C/C 725 | LS 5440155 | 30449 | | C/C 725 | LP 5440155 | 27872 | |
| C/C 900 | LS 5440255 | 33664 | | C/C 900 | LP 5440255 | 31088 | |
| Tillval * TOPPHYLLA STÅL | | | | | | | |
| C/C 516 | TH 0120 | 559 | | | | | |
| C/C 725 | TH 1120 | 588 | | | | | |
| C/C 900 | TH 3120 | 616 | | | | | |
| Tillval * GAVELTÄCKNING FROSTAT GLAS | | | | | | | |
| 290x1084 | GF 5210-G2 | 2455 | | | | | |
| 290x1404 | GF 5310-G2 | 3090 | | | | | |
| 290x1724 | GF 5510-G2 | 3625 | | | | | |
| 290x2044 | GF 5710-G2 | 4153 | | | | | |
| Tillval * PERFORERAD PLÅT | | | | | | | |
| 290x1084 | GF 5210-SP | 2478 | | | | | |
| 290x1404 | GF 5310-SP | 2620 | | | | | |
| 290x1724 | GF 5510-SP | 2883 | | | | | |
| 290x2044 | GF 5710-SP | 3181 | | | | | |
| Tillval * PLÅT / INKLÄDD | | | | * KRÖNSKIVA STÅL | | | |
| 290x1084 | GF 5210-ST | 1592 | | Enkel=ST3, Ytter=ST2, Mitt=ST | | | |
| 290x1404 | GF 5310-ST | 1826 | | C/C 516 | TH 0120-ST/ST2/ST3 | 554 | |
| 290x1724 | GF 5510-ST | 2076 | | C/C 725 | TH 1120-ST/ST2/ST3 | 603 | |
| 290x2044 | GF 5710-ST | 2315 | | C/C 900 | TH 3120-ST/ST2/ST3 | 654 | |

BOKTRÅG/BOOK BOXES *

Gavlar i björk eller stål, inkl. hyllplan och boxar/
Endpanels in birch or steel, incl. shelves and boxes

r



| 290/700 | STARTSEKTION BJÖRK/BIRCH | | | PLUSSEKTION BJÖRK/BIRCH | | |
|------------------------------|------------------------------|---------------|----------|-------------------------|---------------|----------|
| | Bredd/width | Art.nr/Art.no | Pris SEK | Bredd/width | Art.nr/Art.no | Pris SEK |
| | C/C 725 | BS 2910120 | 5270 | C/C 725 | BP 2910120 | 3952 |
| | C/C 900 | BS 2910220 | 5436 | C/C 900 | BP 2910220 | 4119 |
| 290/700 | STARTSEKTION BJÖRK/BIRCH | | | PLUSSEKTION BJÖRK/BIRCH | | |
| | C/C 725 | BS 2911120 | 5342 | C/C 725 | BP 2911120 | 4027 |
| | C/C 900 | BS 2911220 | 5491 | C/C 900 | BP 2911220 | 4174 |
| 290/700 | STARTSEKTION STÅL/STEEL | | | PLUSSEKTION STÅL/STEEL | | |
| | C/C 725 | BS 2910150 | 5404 | C/C 725 | BP 2910150 | 4024 |
| | C/C 900 | BS 2910250 | 5570 | C/C 900 | BP 2910250 | 4185 |
| 290/700 | STARTSEKTION STÅL/STEEL | | | PLUSSEKTION STÅL/STEEL | | |
| | C/C 725 | BS 2911150 | 5479 | C/C 725 | BP 2911150 | 4093 |
| | C/C 900 | BS 2911250 | 5623 | C/C 900 | BP 2911250 | 4241 |
| Tillval | * GAVELTÄCKNING FROSTAT GLAS | | | | | |
| Gavelsida av frostat glas | | GF 2901-G2 | 1303 | | | |
| Tillval | * PERFORERAD PLÅT | | | | | |
| Gavelsida av perforerad plåt | | GF 2901-SP | 2001 | | | |
| Tillval | * PLÅT | | | | | |
| Gavelsida av plåt | | GF 2901-ST | 1401 | | | |

BOKTRÅG/BOOK BOXES *

Gavlar i björk eller stål, inkl. hyllplan och boxar/
Endpanels in birch or steel, incl. shelves and boxes

r



| 374/700 | STARTSEKTION BJÖRK/BIRCH | | | PLUSSEKTION BJÖRK/BIRCH | | |
|------------------------------|------------------------------|---------------|----------|-------------------------|---------------|----------|
| | Bredd/width | Art.nr/Art.no | Pris SEK | Bredd/width | Art.nr/Art.no | Pris SEK |
| | C/C 725 | BS 3710120 | 5938 | C/C 725 | BP 3710120 | 4350 |
| | C/C 900 | BS 3710220 | 6238 | C/C 900 | BP 3710220 | 4654 |
| 374/700 | STARTSEKTION BJÖRK/BIRCH | | | PLUSSEKTION BJÖRK/BIRCH | | |
| | C/C 725 | BS 3711120 | 5948 | C/C 725 | BP 3711120 | 4362 |
| | C/C 900 | BS 3711220 | 6230 | C/C 900 | BP 3711220 | 4644 |
| 374/700 | STARTSEKTION STÅL/STEEL | | | PLUSSEKTION STÅL/STEEL | | |
| | C/C 725 | BS 3710150 | 6205 | C/C 725 | BP 3710150 | 4485 |
| | C/C 900 | BS 3710250 | 6511 | C/C 900 | BP 3710250 | 4790 |
| 374/700 | STARTSEKTION STÅL/STEEL | | | PLUSSEKTION STÅL/STEEL | | |
| | C/C 725 | BS 3711150 | 6220 | C/C 725 | BP 3711150 | 4499 |
| | C/C 900 | BS 3711250 | 6502 | C/C 900 | BP 3711250 | 4779 |
| Tillval | * GAVELTÄCKNING FROSTAT GLAS | | | | | |
| Gavelsida av frostat glas | | GF 3701-G2 | 1445 | | | |
| Tillval | * PERFORERAD PLÅT | | | | | |
| Gavelsida av perforerad plåt | | GF 3701-SP | 2085 | | | |
| Tillval | * PLÅT | | | | | |
| Gavelsida av plåt | | GF 3701-ST | 1495 | | | |

BOKTRÄG/BOOK BOXES *

Gavlar i björk eller stål, inkl. hyllplan och boxar/

Endpanels in birch or steel, incl. shelves and boxes



| 542/700 | | STARTSEKTION BJÖRK/BIRCH | | PLUSSEKTION BJÖRK/BIRCH | | |
|------------------------------|------------------------------|--------------------------|--|-------------------------|---------------|----------|
| Bredd/width | Art.nr/Art.no | Pris SEK | | Bredd/width | Art.nr/Art.no | Pris SEK |
| C/C 725 | BS 5410120 | 9071 | | C/C 725 | BP 5410120 | 6929 |
| C/C 900 | BS 5410220 | 9416 | | C/C 900 | BP 5410220 | 7208 |
| 542/700 | | STARTSEKTION BJÖRK/BIRCH | | PLUSSEKTION BJÖRK/BIRCH | | |
| C/C 725 | BS 5411120 | 9182 | | C/C 725 | BP 5411120 | 7045 |
| C/C 900 | BS 5411220 | 9423 | | C/C 900 | BP 5411220 | 7283 |
| 542/700 | | STARTSEKTION STÅL/STEEL | | PLUSSEKTION STÅL/STEEL | | |
| C/C 725 | BS 5410150 | 8394 | | C/C 725 | BP 5410150 | 6593 |
| C/C 900 | BS 5410250 | 8674 | | C/C 900 | BP 5410250 | 6873 |
| 542/700 | | STARTSEKTION STÅL/STEEL | | PLUSSEKTION STÅL/STEEL | | |
| C/C 725 | BS 5411150 | 8510 | | C/C 725 | BP 5411150 | 6705 |
| C/C 900 | BS 5411250 | 8749 | | C/C 900 | BP 5411250 | 6948 |
| Tillval | * GAVELTÄCKNING FROSTAT GLAS | | | | | |
| Gavelsida av frostat glas | GF 5401-G2 | 1801 | | | | |
| Tillval | * PERFORERAD PLÅT | | | | | |
| Gavelsida av perforerad plåt | GF 5401-SP | 2455 | | | | |
| Tillval | * PLÅT | | | | | |
| Gavelsida av plåt | GF 5401-ST | 1591 | | | | |

CD/DVD/VIDEO - MEDIA *



| 290/1084 | STARTSEKTION BJÖRK/BIRCH | | | PLUSSEKTION BJÖRK/BIRCH | | |
|----------|--------------------------|--------------------|----------|-------------------------|--------------------|----------|
| | Bredd/width | Art.nr/Art.no | Pris SEK | Bredd/width | Art.nr/Art.no | Pris SEK |
| | | BJÖRK/BIRCH | | | BJÖRK/BIRCH | |
| | C/C 725 | CDS 2910120 | 6085 | C/C 725 | CDP 2910120 | 4356 |
| | C/C 900 | CDS 2910220 | 6413 | C/C 900 | CDP 2910220 | 4685 |

| 290/1084 | STARTSEKTION STÅL/STEEL | | | PLUSSEKTION STÅL/STEEL | | |
|----------|-------------------------|-------------|------|------------------------|-------------|------|
| | C/C 725 | CDS 2910150 | 5397 | C/C 725 | CDP 2910150 | 4015 |
| | C/C 900 | CDS 2910250 | 5722 | C/C 900 | CDP 2910250 | 4341 |

Tillval * GAVELTÄCKNING FROSTAT GLAS

| | | |
|---------------------------|------------|------|
| Gavelsida av frostat glas | GF 1210-G2 | 1632 |
|---------------------------|------------|------|

Tillval * PERFORERAD PLÅT

| | | |
|------------------------------|------------|------|
| Gavelsida av perforerad plåt | GF 1210-SP | 2001 |
|------------------------------|------------|------|

Tillval * PLÅT

| | | |
|-------------------|------------|------|
| Gavelsida av plåt | GF 1210-ST | 1401 |
|-------------------|------------|------|



| 374/1084 | STARTSEKTION BJÖRK/BIRCH | | | PLUSSEKTION BJÖRK/BIRCH | | |
|----------|--------------------------|---------------|----------|-------------------------|---------------|----------|
| | Bredd/width | Art.nr/Art.no | Pris SEK | Bredd/width | Art.nr/Art.no | Pris SEK |
| | C/C 725 | CDS 3710120 | 6845 | C/C 725 | CDP 3710120 | 4835 |
| | C/C 900 | CDS 3710220 | 7230 | C/C 900 | CDP 3710220 | 5219 |

| 374/1084 | STARTSEKTION STÅL/STEEL | | | PLUSSEKTION STÅL/STEEL | | |
|----------|-------------------------|-------------|------|------------------------|-------------|------|
| | C/C 725 | CDS 3710150 | 6264 | C/C 725 | CDP 3710150 | 4543 |
| | C/C 900 | CDS 3710250 | 6652 | C/C 900 | CDP 3710250 | 4929 |

Tillval * GAVELTÄCKNING FROSTAT GLAS

| | | |
|---------------------------|------------|------|
| Gavelsida av frostat glas | GF 3210-G2 | 1913 |
|---------------------------|------------|------|

Tillval * PERFORERAD PLÅT

| | | |
|------------------------------|------------|------|
| Gavelsida av perforerad plåt | GF 3210-SP | 2085 |
|------------------------------|------------|------|

Tillval * PLÅT

| | | |
|-------------------|------------|------|
| Gavelsida av plåt | GF 3210-ST | 1496 |
|-------------------|------------|------|



| 542/1084 | STARTSEKTION BJÖRK/BIRCH | | | PLUSSEKTION BJÖRK/BIRCH | | |
|----------|--------------------------|---------------|----------|-------------------------|---------------|----------|
| | Bredd/width | Art.nr/Art.no | Pris SEK | Bredd/width | Art.nr/Art.no | Pris SEK |
| | C/C 725 | CDS 5410120 | 9973 | C/C 725 | CDP 5410120 | 7311 |
| | C/C 900 | CDS 5410220 | 10723 | C/C 900 | CDP 5410220 | 8062 |

| 542/1084 | STARTSEKTION BJÖRK/BIRCH | | | PLUSSEKTION BJÖRK/BIRCH | | |
|----------|--------------------------|-------------|------|-------------------------|-------------|------|
| | C/C 725 | CDS 5411120 | 9107 | C/C 725 | CDP 5411120 | 6445 |
| | C/C 900 | CDS 5411220 | 9622 | C/C 900 | CDP 5411220 | 6959 |

| 542/1084 | STARTSEKTION STÅL/STEEL | | | PLUSSEKTION STÅL/STEEL | | |
|----------|-------------------------|-------------|------|------------------------|-------------|------|
| | C/C 725 | CDS 5410150 | 8250 | C/C 725 | CDP 5410150 | 6451 |
| | C/C 900 | CDS 5410250 | 9001 | C/C 900 | CDP 5410250 | 7201 |

| 542/1084 | STARTSEKTION STÅL/STEEL | | | PLUSSEKTION STÅL/STEEL | | |
|----------|-------------------------|-------------|------|------------------------|-------------|------|
| | C/C 725 | CDS 5411150 | 7383 | C/C 725 | CDP 5411150 | 5582 |
| | C/C 900 | CDS 5411250 | 7897 | C/C 900 | CDP 5411250 | 6099 |

Tillval * GAVELTÄCKNING FROSTAT GLAS

| | | |
|---------------------------|------------|------|
| Gavelsida av frostat glas | GF 5210-G2 | 2455 |
|---------------------------|------------|------|

Tillval * PERFORERAD PLÅT

| | | |
|------------------------------|------------|------|
| Gavelsida av perforerad plåt | GF 5210-SP | 2477 |
|------------------------------|------------|------|

Tillval * PLÅT


| | | |
|-------------------|------------|------|
| Gavelsida av plåt | GF 5210-ST | 1592 |
|-------------------|------------|------|

BOKVAGNAR/BOOK TROLLEYS *



| BOKVAGN/BOOK TROLLEY | | BJÖRK/BIRCH | | | |
|----------------------|---------|--|---------------|---------------|----------|
| | MOBIL | Mått/Dimensions | Material | Art.nr/Art.no | Pris SEK |
| | MOBIL 1 | 290/1084 | | LM 2910111 | 7800 |
| | MOBIL 2 | 542/1084 | | LM 5410111 | 11067 |
| | MOBIL 4 | 290/1084 | | LM 2920111 | 9520 |
| BOKVAGN/BOOK TROLLEY | | LAMINAT PÅ PLYWOOD | | | |
| | MOBIL 1 | 290/1084 | VIT/ F1040 | LM2910130 | 9143 |
| | | 290/1084 | SVART / F2253 | LM2910131 | 9143 |
| | | 290/1084 | RÖD / F0188 | LM2910132 | 9143 |
| | | 290/1084 | GRÖN /F | LM2910133 | 9143 |
| BOKVAGN/BOOK TROLLEY | | STÅL/STEEL | | | |
| | MOBIL 1 | 290/1084 | | LM 2910110-S | 6615 |
| Tillval | | | | | |
| | | Gavelsida av frostat glas | | GF 1210-G2 | 1632 |
| | | Gavelsida av perforerad plåt | | GF 1210-SP | 2001 |
| | | Gavelsida av plåt | | GF 1210-ST | 1632 |
| BOKVAGN/BOOK TROLLEY | | STÅL/STEEL | | | |
| | MOBIL 2 | 542/1084 | | LM 5410110-S | 8816 |
| Tillval | | | | | |
| | | Gavelsida av frostat glas | | GF 5210-G2 | 2455 |
| | | Gavelsida av perforerad plåt | | GF 5210-SP | 2477 |
| | | Covers in frosted tempered glass | | GF 5210-ST | 2455 |
| BOKVAGN/BOOK TROLLEY | | STÅL/STEEL | | | |
| | MOBIL 4 | 290/1084 | STÅL/STEEL | LM 2920110-S | 8832 |
| Tillval | | | | | |
| | | Gavelsida av frostat glas | | GF 1210-G2 | 1632 |
| | | Gavelsida av frostat glas | | GF1210-G4 | 1632 |
| | | <i>G2 = Utanpå glas G4 = Innfällt glas</i> | | | |
| | | Gavelsida av perforerad plåt | | GF 1210-SP | 2001 |
| | | Gavelsida av plåt | | GF 1210-ST | 1632 |

TILLBEHÖR GAVLAR 290
ACCESSORIES END PANELS 290



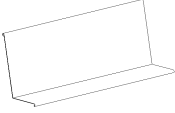








| TRÄ/WOOD | BESKRIVNING/DESCRIPTION | | Art.nr./Art.no | Pris SEK |
|----------|-------------------------|---------------|----------------|----------|
| | Mått/Dimensions | Material | | |
| | 290x700 * | BJÖRK/BIRCH | G 2902 | 1006 |
| | | MDF VIT/WHITE | G 2902-R9010 | 709 |
| | 290x1084 * | BJÖRK/BIRCH | G 1211 | 1337 |
| | | MDF VIT/WHITE | G 1211-R9010 | 848 |
| | 290x1404 * | BJÖRK/BIRCH | G 1311 | 1655 |
| | | MDF VIT/WHITE | G 1311-R9010 | 972 |
| | 290x1724 * | BJÖRK/BIRCH | G 1511 | 1955 |
| | | MDF VIT/WHITE | G1511-R9010 | 1058 |
| | 290x2044 * | BJÖRK/BIRCH | G 1711 | 2079 |
| | | MDF VIT/WHITE | G 1711-R9010 | 1151 |

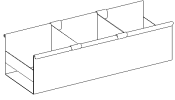
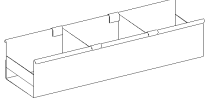
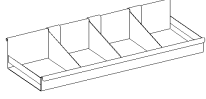
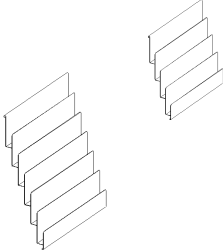
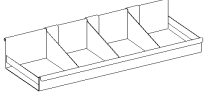
| STÅL/STEEL | BESKRIVNING/DESCRIPTION | | Art.nr./Art.no | Pris SEK |
|------------|-------------------------|------------|-----------------|----------|
| | Mått/Dimensions | Material | | |
| | 290x1084 * | STÅL/STEEL | G 1210-S/ST/ST2 | 1382 |
| | 290x1404 * | STÅL/STEEL | G 1310-S/ST/ST2 | 1480 |
| | 290x1724 * | STÅL/STEEL | G 1510-S/ST/ST2 | 1577 |
| | 290x2044 * | STÅL/STEEL | G 1710-S/ST/ST2 | 1627 |


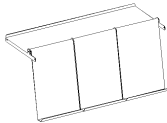

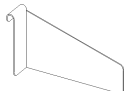
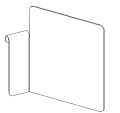
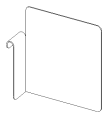
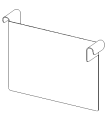
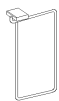
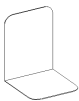
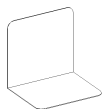


| GAVELTÄCK/COVERING | BESKRIVNING/DESCRIPTION | | Art.nr./Art.no | Pris SEK |
|--------------------|-------------------------|------------------------------------|----------------|----------|
| | Mått/Dimensions | Material | | |
| | 290x1084 | * PERFORERAD PLÅT/PERFORATED STEEL | GF 1210-SP | 2001 |
| | 290x1404 | * PERFORERAD PLÅT/PERFORATED STEEL | GF 1310-SP | 2140 |
| | 290x1724 | * PERFORERAD PLÅT/PERFORATED STEEL | GF 1510-SP | 2317 |
| | 290x2044 | * PERFORERAD PLÅT/PERFORATED STEEL | GF 1710-SP | 2587 |
| | 290x1084 | * PLÅT/STEEL | GF 1210-ST | 1401 |
| | 290x1404 | * PLÅT/STEEL | GF 1310-ST | 1622 |
| | 290x1724 | * PLÅT/STEEL | GF 1510-ST | 1863 |
| | 290x2044 | * PLÅT/STEEL | GF 1710-ST | 2077 |
| | 290x1084 | FROSTAT GLAS/FROSTED GLASS | GF 1210-G2 | 1632 |
| | 290x1404 | FROSTAT GLAS/FROSTED GLASS | GF 1310-G2 | 1971 |
| | 290x1724 | FROSTAT GLAS/FROSTED GLASS | GF 1510-G2 | 2252 |
| | 290x2044 | FROSTAT GLAS/FROSTED GLASS | GF 1710-G2 | 2537 |

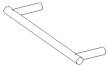
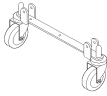

TILLBEHÖR 290
ACCESSORIES 290

| Hyllplan/Shelf | Beskrivning/Description | Djup/Depth | Bredd/Width | Art.nr/Art.no | Pris SEK |
|---|--|------------|-------------|---------------|----------|
|  | * HYLLPLAN SHELVES | 252/64 | C/C 516 | HP 0110 | 406 |
| | | | C/C 725 | HP 1110 | 451 |
| | | | C/C 900 | HP 3110 | 497 |
|  | * HYLLPLAN SHELVES | 252/128 | C/C 516 | HP 0130 | 426 |
| | | | C/C 725 | HP 1130 | 482 |
| | | | C/C 900 | HP 3130 | 523 |
|  | * HYLLPLAN SHELVES | 192/304 | C/C 725 | HP 1170 | 547 |
| | | | C/C 900 | HP 3170 | 620 |
|  | * TIDSKRIFTSHYLLA MAGAZINE SHELVES | 310/64 | C/C 516 | HP 0140 | 447 |
| | | | C/C 725 | HP 1140 | 522 |
| | | | C/C 900 | HP 3140 | 550 |
| | | | C/C 900 | HP 3140 | 550 |
|  | KRONSKIVA MDF TOPSHELF MDF | 290 | C/C 516 | TO0320-R9010 | 424 |
| | | | C/C 725 | TO5310-R9010 | 489 |
| | | | C/C 900 | TO5320-R9010 | 546 |
|  | * KRÖNSKIVA MASSIV BJÖRK TOPSHELF SOLID BIRCH | 290 | C/C 516 | TO 0320 | 663 |
| | | | C/C 725 | TO 5310 | 877 |
| | | | C/C 900 | TO 5320 | 1040 |
|  | * KRÖNSKIVA STÅL TOPSHELF STEEL | 290 | C/C 516 | TH 0110-ST | 422 |
| | | | C/C 725 | TH 1110-ST | 459 |
| | | | C/C 900 | TH 3110-ST | 497 |
|  | * TOPPHYLLA STÅL TOPSHELF STEEL | 252 | C/C 516 | TH 0110 | 375 |
| | | | C/C 725 | TH 1110 | 397 |
| | | | C/C 900 | TH 3110 | 438 |
|  | * UTRAGSHYLLA PULL OUT WRITING TOP | 252 | C/C 516 | HP 0110-U | 1697 |
| | | | C/C 725 | HP 1110-U | 1719 |
| | | | C/C 900 | HP 3110-U | 1744 |


TILLBEHÖR 290
ACCESSORIES 290

| BOXAR/COMPARTMENTS | | BESKRIVNING/DESCRIPTION | | | | | |
|---|---|--|-----------------------------------|--------------------------------------|---------------------------|----------------|--|
|  | * BOKTRÅG Plexi BOOK COMPARTMENT | Djup/Depth 252/192 | Bredd/Width C/C 725 | Art.nr./Art.no TO 3517 | Pris SEK 1673 | | |
| | * BOKTRÅG BOOK COMPARTMENT | 252/192 | C/C 900 | TO 3518 | 1738 | | |
|  | * BOKTRÅG Plexi BOOK COMPARTMENT | 252/192 | C/C 725 | TO xxxx | 1673 | | |
| | * BOKTRÅG U inkl Sockel BOOK COMPARTMENT | 252/192 | C/C 725 | TO xxxx | 1673 | | |
|  | * CDHYLLA CD-COMPARTMENT | 252/128 | C/C 725 | TO 3617 | 1153 | | |
| | * CDHYLLA CD-COMPARTMENT | 252/128 | C/C 900 | TO 3618 | 1335 | | |
| TIDSKR. EXPO/PARTITION | | BESKRIVNING/DESCRIPTION | | | | | |
|  | * TIDNINGSS EXPO 4 Fack NEWSPAPER DISPLAY | | Bredd/Width C/C 725 C/C 900 | Art.nr./Art.no TO 2520 TO 2540 | Pris SEK 1964 1995 | | |
| | * TIDNINGSS EXPO 6 Fack NEWSPAPER DISPLAY | | C/C 725 C/C 900 | TO 2521 TO 2541 | 2696 2858 | | |
| | SKYLtar/BOARDS | | BESKRIVNING/DESCRIPTION | | | | |
| |  | * FRAMKANTSSKYLT/ TEXT STRIP FRONT EDGE | Mått/Dimensions 150x23 | | Art.nr./Art.no TO 1510 | Pris SEK 53 | |
| * SEKTIONSSKYLT/ TEXT STRIP SECTIONS | | 488x66 | | TO 1513 | 132 | | |
| CD DISPLAY | | 150x140 | | TO 1520 | 54 | | |
| * GAVELSKYLT MED GLAS/ BOOK CASE END SIGN W GLASS | | 280x300 | | TO 1514 | 523 | | |

| EXPONERING/DISPLAY | | BESKRIVNING/DESCRIPTION | | |
|---|--|-------------------------|--------------------|--------------|
| | | Mått/Dimensions | Art.nr/Art.no | Pris SEK |
|  | * GAVEXPONERING ENKEL/ SINGLE BOOKCASE END DISPLAY | 170x124 | TO 1710 | 279 |
|  | * 3-DELAT EXPOMAGASIN/ 3-PART EXPO-MAGAZINE | C/C 725 C/C 900 | TO 1917 TO 1918 | 2086 2320 |
| AVDELARE/PARTITIONS | | BESKRIVNING/DESCRIPTION | | |
| | | Mått/Dimensions | Art.nr/Art.no | Pris SEK |
|  | * AVDELARE LÅG BAKKANT PARTITION LOW | 235x64 | TO 4320 | 103 |
|  | * AVDELARE FÖR CD BOX PARTITION FOR CD BOX | 235x128 | TO 4322 | 148 |
|  | * AVDELARE 60° HÖG BAKKANT PARTITION ANGLE 60° HIGH | 190x190 | TO 4311 | 148 |
|  | * AVDELARE HÖG BAKKANT PARTITION HIGH | 190x190 | TO 4321 | 148 |
|  | * AVDELARE FÖR BOKTRÅG PARTITIONS COMPARTMENT | 237x185 | TO 3519 | 148 |
| BOKSTÖD/BOOKENDS | | BESKRIVNING/DESCRIPTION | | |
| | | Mått/Dimensions | Art.nr/Art.no | Pris SEK |
|  | * HÄNGANDE TRÅDBOKSTÖD HANGING BOOKENDS | 220x120 | TO 1310 | 201 |
|  | * BOKSTÖD PLÅT BOOKENDS | 200x130 | TO 1312 | 76 |
|  | * BOKSTÖD PLÅT A4 BOOKENDS A4 | 250x200 | TO 1313 | 154 |
|  | * FALLPLÅT METAL SHEET SINGLE | 252x80 | TO 1320 | 76 |
|  | * FALLTRÅD METAL ROD | 252 | TO 1323 | 19 |




| ÖVRIGT/OTHER | BESKRIVNING/DESCRIPTION | Mått/Dimensions | Art.nr./Art.no | Pris SEK |
|---|--|--------------------|--------------------------|--------------|
|  | * HANDTAG ENKEL HANDLE SINGLE | 290x60 | TO 1130 | 1043 |
|  | * HJULSATS, 2 PAR WHEEL SET, 2 PAIRS | 290x100 | TO 4710-1 | 2355 |
| | * Hjulsets inklädd hylla | C/C 725 C/C 900 | TO4710-ST1 TO4710-ST3 | 3572 3572 |
|  | * SKRIVSKIVA/WRITING TOP MASSIV BJÖRK/SOLID BIRCH | C/C 725 C/C 900 | TO 1320-1 TO 1320-2 | 2476 2729 |

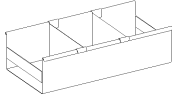
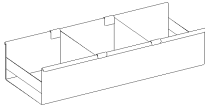


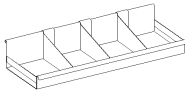
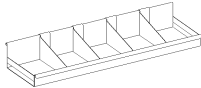
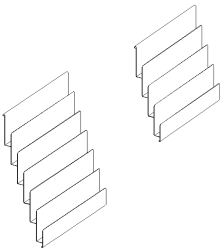

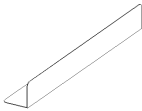

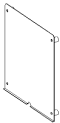
TILLBEHÖR GAVLAR 374
ACCESSORIES END PANELS 374

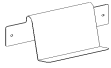
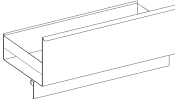
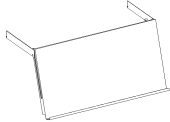

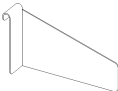
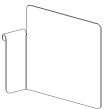
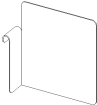
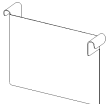







| TRÄ/WOOD | | BESKRIVNING/DESCRIPTION | | |
|--------------------|---|------------------------------------|-----------------|----------|
| Mått/Dimensions | | Material | Art.nr./Art.no | Pris SEK |
| 374x700 | * | BJÖRK/BIRCH | G 3702 | 1185 |
| | | MDF VIT/WHITE | G3702-R9010 | 799 |
| 374x1084 | * | BJÖRK/BIRCH | G 3211 | 1645 |
| | | MDF VIT/WHITE | G 3211-R9010 | 960 |
| 374x1404 | * | BJÖRK/BIRCH | G 3311 | 2033 |
| | | MDF VIT/WHITE | G 3311-R9010 | 1117 |
| 374x1724 | * | BJÖRK/BIRCH | G 3511 | 2289 |
| | | MDF VIT/WHITE | G3511-R9010 | 1236 |
| 374x2044 | * | BJÖRK/BIRCH | G 3711 | 2470 |
| | | MDF VIT/WHITE | G 3711-R9010 | 1304 |
| STÅL/STEEL | | BESKRIVNING/DESCRIPTION | | |
| Mått/Dimensions | | Material | Art.nr./Art.no | Pris SEK |
| 374x1084 | * | STÅL/STEEL | G 3210-S/ST/ST2 | 1708 |
| 374x1404 | * | STÅL/STEEL | G 3310-S/ST/ST2 | 1879 |
| 374x1724 | * | STÅL/STEEL | G 3510-S/ST/ST2 | 2059 |
| 374x2044 | * | STÅL/STEEL | G 3710-S/ST/ST2 | 2171 |
| GAVELTÄCK/COVERING | | BESKRIVNING/DESCRIPTION | | |
| Mått/Dimensions | | Material | Art.nr./Art.no | Pris SEK |
| 374x1084 | | * PERFORERAD PLÅT/PERFORATED STEEL | GF 3210-SP | 2085 |
| 374x1404 | | * PERFORERAD PLÅT/PERFORATED STEEL | GF 3310-SP | 2214 |
| 374x1724 | | * PERFORERAD PLÅT/PERFORATED STEEL | GF 3510-SP | 2486 |
| 374x2044 | | * PERFORERAD PLÅT/PERFORATED STEEL | GF 3710-SP | 2753 |
| 374x1084 | | * PLÅT/STEEL | GF 3210-ST | 1496 |
| 374x1404 | | * PLÅT/STEEL | GF 3310-ST | 1748 |
| 374x1724 | | * PLÅT/STEEL | GF 3510-ST | 1964 |
| 374x2044 | | * PLÅT/STEEL | GF 3710-ST | 2196 |
| 374x1084 | | FROSTAT GLAS/FROSTED GLASS | GF 3210-G2 | 1913 |
| 374x1404 | | FROSTAT GLAS/FROSTED GLASS | GF 3310-G2 | 2347 |
| 374x1724 | | FROSTAT GLAS/FROSTED GLASS | GF 3510-G2 | 2716 |
| 374x2044 | | FROSTAT GLAS/FROSTED GLASS | GF 3710-G2 | 3077 |

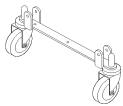
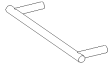
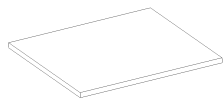
TILLBEHÖR 374
ACCESSORIES 374

| HYLLPLAN/SHELF | BESKRIVNING/DESCRIPTION | Djup/Depth | Bredd/Width | Art.nr/Art.no | Pris SEK |
|---|--|------------|-------------|---------------|----------|
|  | * HYLLPLAN SHELVES | 336/64 | C/C 516 | HP 0510 | 445 |
| | | | C/C 725 | HP 1510 | 512 |
| | | | C/C 900 | HP 3510 | 554 |
|  | * HYLLPLAN SHELVES | 336/128 | C/C 516 | HP 0530 | 465 |
| | | | C/C 725 | HP 1530 | 547 |
| | | | C/C 900 | HP 3530 | 620 |
|  | * TIDSKRIFTSHYLLA MAGAZINE SHELVES | 310/64 | C/C 516 | HP 0140 | 447 |
| | | | C/C 725 | HP 1140 | 522 |
| | | | C/C 900 | HP 3140 | 550 |
|  | KRÖNSKIVA MDF TOPSHELF MDF | 374 | C/C 516 | TO0321-R9010 | 483 |
| | | | C/C 725 | TO5311-R9010 | 580 |
| | | | C/C 900 | TO5321-R9010 | 647 |
|  | * KRÖNSKIVA MASSIV BJÖRK TOPSHELF SOLID BIRCH | 374 | C/C 516 | TO 0321 | 1024 |
| | | | C/C 725 | TO 5311 | 1410 |
| | | | C/C 900 | TO 5321 | 1692 |
|  | * KRÖNSKIVA STÅL TOPSHELF STEEL | 374 | C/C 516 | TH 0510-ST | 466 |
| | | | C/C 725 | TH 1510-ST | 506 |
| | | | C/C 900 | TH 3510-ST | 544 |
|  | * TOPPHYLLA STÅL TOPSHELF STEEL | 336 | C/C 516 | TH 0510 | 418 |
| | | | C/C 725 | TH 1510 | 448 |
| | | | C/C 900 | TH 3510 | 491 |
|  | * UTDRAGSHYLLA PULL OUT WRITING TOP | 336 | C/C 516 | HP 0510-U | 1697 |
| | | | C/C 725 | HP 1510-U | 1717 |
| | | | C/C 900 | HP 3510-U | 1744 |

| BOXAR/COMPARTMENTS | | BESKRIVNING/DESCRIPTION | | | |
|---|--|-------------------------|-------------|---------------|----------|
| | | Djup/Depth | Bredd/Width | Art.nr/Art.no | Pris SEK |
|  | * BOKTRÅG | 336/192 | C/C 725 | TO 3510 | 1738 |
|  | * BOKTRÅG | 336/192 | C/C 900 | TO 3511 | 1938 |
|  | * BOKTRÅG Plexi | 336/192 | C/C 900 | TO999-00133 | 2108 |
|  | * BOKTRÅG U inkl sockel | 336/192 | C/C 900 | TO999-00127 | 2550 |
|  | * CD-HYLLA CD-COMPARTMENT | 336/128 | C/C 725 | TO 3610 | 2762 |
|  | * CD-HYLLA CD-COMPARTMENT | 336/128 | C/C 900 | TO 3611 | 2868 |
| DISPLAY | | BESKRIVNING/DESCRIPTION | | | |
| | | | Bredd/Width | Art.nr/Art.no | Pris SEK |
|  | * TIDNINGSSKYLT EXPO 4 Fack | | C/C 725 | TO 2520 | 1964 |
| | | | C/C 900 | TO 2540 | 1995 |
| | * TIDNINGSSKYLT EXPO 6 Fack | | C/C 725 | TO 2521 | 2696 |
| | | | C/C 900 | TO 2541 | 2858 |
| SKYLTA/BOARDS | | BESKRIVNING/DESCRIPTION | | | |
| | | Mått/Dimensions | | Art.nr/Art.no | Pris SEK |
|  | * FRAMKANTSSKYLT/ TEXT STRIP FRONT EDGE | 150x23 | | TO 1510 | 53 |
|  | * SEKTIONSSKYLT/ TEXT STRIP SECTIONS | 488x66 | | TO 1513 | 132 |
|  | CD DISPLAY | 150x140 | | TO 1520 | 54 |
|  | * GAVELSKYLT MED GLAS/ BOOK CASE END SIGN W GLASS | 280x300 | | TO 1514 | 523 |

| EXPONERING/DISPLAY | | BESKRIVNING/DESCRIPTION | | | |
|---|--|---|-----------------------------------|-------------------------------------|--------------------------|
|  | * GAVEEXPONERING ENKEL/ SINGLE BOOKCASE END DISPLAY | Mått/Dimensions 254x124 | | Art.nr/Art.no TO 1712 | Pris SEK 294 |
| MAGASIN | | BESKRIVNING/DESCRIPTION | | | |
|  | * TILTBOX | Mått/Dimensions H. 384 MM (6 MODULER)/ (6 PARTS) | Bredd/Width C/C 725 C/C 900 | Art.nr/Art.no TO 2110 TO 2111 | Pris SEK 1297 1389 |
|  | * EXPOMAGASIN 30 MM EXPO-MAGAZINE 30 MM | | C/C 725 C/C 900 | TO 1914 TO 1916 | 2034 2034 |
| AVDELARE/PARTITIONS | | BESKRIVNING/DESCRIPTION | | | |
|  | * AVDELARE LÅG BAKKANT PARTITION LOW | Mått/Dimensions 319x64 | | Art.nr/Art.no TO 4319 | Pris SEK 116 |
|  | * AVDELARE FÖR CD BOX PARTITION FOR CD BOX | 319x128 | | TO 4323 | 151 |
|  | * AVDELARE 60° HÖG BAKKANT PARTITION ANGLE 60° HIGH | 190x190 | | TO 4311 | 148 |
|  | * AVDELARE HÖG BAKKANT PARTITION HIGH | 190x190 | | TO 4321 | 148 |
|  | * AVDELARE FÖR BOKTRÅG PARTITIONS COMPARTMENT | 320x185 | | TO 3520 | 151 |

| BOKSTÖD/BOOKENDS | BESKRIVNING/DESCRIPTION | Mått/Dimensions | Art.nr/Art.no | Pris SEK |
|---|--|-----------------|---------------|----------|
|  | * HÄNGANDE TRÅDBOKSTÖD HANGING BOOKENDS | 220x120 | TO 1310 | 201 |
|  | * BOKSTÖD PLÅT BOOKENDS | 200x130 | TO 1312 | 78 |
|  | * BOKSTÖD PLÅT A4 BOOKENDS A4 | 250x200 | TO 1313 | 154 |
|  | * FALLPLÅT METAL SHEET SINGLE | 336x80 | TO 1321 | 88 |
|  | * FALLTRÅD METAL ROD | 252 | TO 1323 | 19 |

| ÖVRIGT/OTHER | BESKRIVNING/DESCRIPTION | Mått/Dimensions | Art.nr/Art.no | Pris SEK |
|---|--|--------------------|------------------------|--------------|
|  | * HJULSATS, 2 PAR WHEEL SET, 2 PAIRS | 374x100 | TO 4710-2 | 2371 |
| | * Hjulsets inklädd hylla | C/C 725 | TO4710-ST1 | 3572 |
| | | C/C 900 | TO4710-ST3 | 3572 |
|  | * HANDTAG ENKEL HANDLE SINGLE | 374x60 | TO 1131 | 1043 |
|  | * SKRIVSKIVA/WRITING TOP MASSIV BJÖRK/SOLID BIRCH | C/C 725 C/C 900 | TO 1320-1 TO 1320-2 | 2476 2729 |

TILLBEHÖR GAVLAR 542
ACCESSORIES END PANELS 542



TRÄ/WOOD

BESKRIVNING/DESCRIPTION

| Mått/Dimensions | * | Material | Art.nr./Art.no | Pris SEK |
|-----------------|---|---------------|----------------|----------|
| 542x700 | * | BJÖRK/BIRCH | G 5402 | 1617 |
| | | MDF VIT/WHITE | G 5402-R9010 | 856 |
| 542x1084 | * | BJÖRK/BIRCH | G 5211 | 2188 |
| | | MDF VIT/WHITE | G 5211-R9010 | 1110 |
| 542x1404 | * | BJÖRK/BIRCH | G 5311 | 2793 |
| | | MDF VIT/WHITE | G 5311-R9010 | 1241 |
| 542x1724 | * | BJÖRK/BIRCH | G 5511 | 3339 |
| | | MDF VIT/WHITE | G 5511-R9010 | 1399 |
| 542x2044 | * | BJÖRK/BIRCH | G 5711 | 3559 |
| | | MDF VIT/WHITE | G 5711-R9010 | 1461 |

STÅL/STEEL

BESKRIVNING/DESCRIPTION


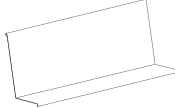
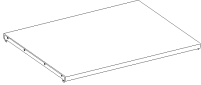


| Mått/Dimensions | * | Material | Art.nr./Art.no | Pris SEK |
|-----------------|---|------------|-----------------|----------|
| 542x1084 | * | STÅL/STEEL | G 5210.S/ST/ST2 | 1801 |
| 542x1404 | * | STÅL/STEEL | G 5310.S/ST/ST2 | 2155 |
| 542x1724 | * | STÅL/STEEL | G 5510.S/ST/ST2 | 2279 |
| 542x2044 | * | STÅL/STEEL | G 5710.S/ST/ST2 | 2577 |

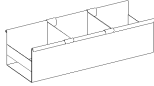
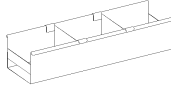

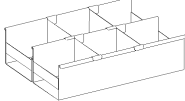
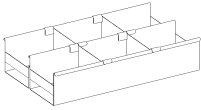

GAVELTÄCK/COVERING

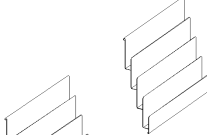
BESKRIVNING/DESCRIPTION

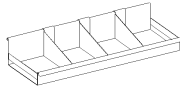
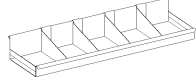
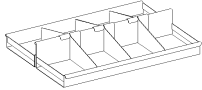
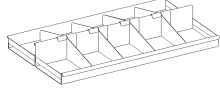
| Mått/Dimensions | Material | Art.nr./Art.no | Pris SEK |
|-----------------|------------------------------------|----------------|----------|
| 542x1084 | * PERFORERAD PLÅT/PERFORATED STEEL | GF 5210-SP | 2477 |
| 542x1404 | * PERFORERAD PLÅT/PERFORATED STEEL | GF 5310-SP | 2620 |
| 542x1724 | * PERFORERAD PLÅT/PERFORATED STEEL | GF 5510-SP | 2883 |
| 542x2044 | * PERFORERAD PLÅT/PERFORATED STEEL | GF 5710-SP | 3181 |
| 542x1084 | * PLÅT/STEEL | GF 5210-ST | 1592 |
| 542x1404 | * PLÅT/STEEL | GF 5310-ST | 1826 |
| 542x1724 | * PLÅT/STEEL | GF 5510-ST | 2076 |
| 542x2044 | * PLÅT/STEEL | GF 5710-ST | 2315 |
| 542x1084 | FROSTAT GLAS/FROSTED GLASS | GF 5210-G2 | 2455 |
| 542x1404 | FROSTAT GLAS/FROSTED GLASS | GF 5310-G2 | 3090 |
| 542x1724 | FROSTAT GLAS/FROSTED GLASS | GF 5510-G2 | 3625 |
| 542x2044 | FROSTAT GLAS/FROSTED GLASS | GF 5710-G2 | 4153 |


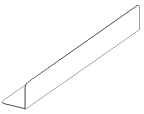


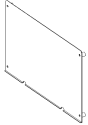
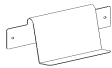

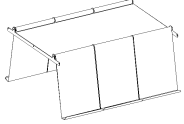

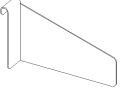

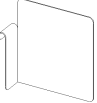
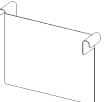
TILLBEHÖR 542
ACCESSORIES 542



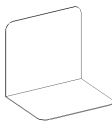





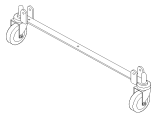
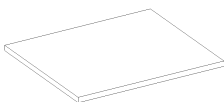
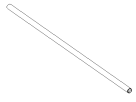
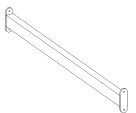
| HYLLPLAN/SHELF | BESKRIVNING/DESCRIPTION | Djup/Depth | Bredd/Width | Art.nr/Art.no | Pris SEK |
|---|---|------------|-------------------------------|--|----------------------|
|  | * HYLLPLAN SHELVES | 252/64 | C/C 516 C/C 725 C/C 900 | HP 0110 HP 1110 HP 3110 | 406 451 497 |
| | * HYLLPLAN SHELVES | 252/128 | C/C 516 C/C 725 C/C 900 | HP 0130 HP 1130 HP 3130 | 426 482 523 |
| | * HYLLPLAN SHELVES | 504/64 | C/C 516 C/C 725 C/C 900 | HP 0150 HP 1150 HP 3150 | 534 604 667 |
|  | * HYLLPLAN SHELVES | 192/304 | C/C 725 C/C 900 | HP 1170 HP 3170 | 547 620 |
| | * TIDSKRIFTSHYLLA MAGAZINE SHELVES | 310/64 | C/C 516 C/C 725 C/C 900 | HP 0140 HP 1140 HP 3140 | 447 522 550 |
|  | KRONSKIVA MDF TOPSHELF MDF | 542 | C/C 516 C/C 725 C/C 900 | TO0312-R9010 TO5312-R9010 TO5322-R9010 | 578 695 799 |
| | * KRÖNSKIVA MASSIV BJÖRK TOPSHELF SOLID BIRCH | 542 | C/C 516 C/C 725 C/C 900 | TO 0312 TO 5312 TO 5322 | 1063 1456 1746 |
| | * KRÖNSKIVA STÅL TOPSHELF STEEL | 542 | C/C 516 C/C 725 C/C 900 | TH 0120-ST TH 1120-ST TH 3120-ST | 554 603 654 |
|  | * TOPPHYLLA STÅL TOPSHELF STEEL | 504 | C/C 516 C/C 725 C/C 900 | TH 0120 TH 1120 TH 3120 | 559 588 616 |
| | * UTDRAGSHYLLA PULL OUT WRITING TOP | 252 | C/C 516 C/C 725 C/C 900 | HP 0110-U HP 1110-U HP 3110-U | 1697 1717 1744 |
| |  | | | | |



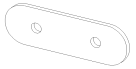



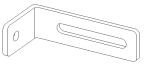
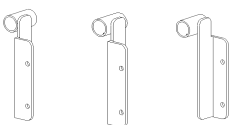

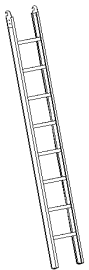
| BOXAR/COMPARTMENTS | BESKRIVNING/DESCRIPTION | | Djup/Depth | Bredd/Width | Art.nr/Art.no | Pris SEK |
|---|---------------------------------|--|--------------------|--------------------|----------------------------|----------------------|
|  | * BOKTRÅG BOOK COMPARTMENT | | 252/192 | C/C 725 | TO 3517 | 1673 |
|  | * BOKTRÅG | | 252/192 | C/C 900 | TO 3518 | 1738 |
|  | * BOKTRÅG Plexi | | 252/192 252/128 | C/C 900 C/C 900 | TO999-00131 TO999-00129 | 2107,916 2107,916 |
|  | * BOKTRÅG BOOK COMPARTMENT | | 252/192 252/128 | C/C 725 | TO 3517 TO 3515 | 1673 1673 |
|  | * BOKTRÅG | | 252/192 252/128 | C/C 900 C/C 900 | TO 3518 TO 3516 | 1738 1738 |
|  | * BOKTRÅG Dubbel UD inkl sockel | | 252/192 | C/C 900 | TO999-00126 | 4332,22 |

| DISPLAY | BESKRIVNING/DESCRIPTION | | Bredd/Width | Art.nr/Art.no | Pris SEK |
|---|-------------------------|--|--------------------|--------------------|--------------|
|  | * TIDNING EXPO 4 Fack | | C/C 725 C/C 900 | TO 2520 TO 2540 | 1964 1995 |
| | * TIDNING EXPO 6 Fack | | C/C 725 C/C 900 | TO 2521 TO 2541 | 2696 2858 |

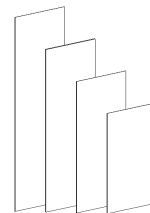
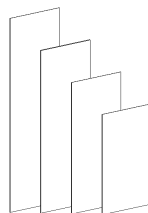
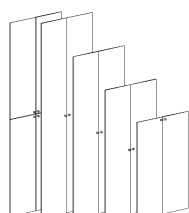
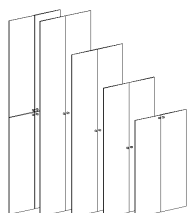
| CD-BOX | BESKRIVNING/DESCRIPTION | | Djup/Depth | Bredd/Width | Art.nr/Art.no | Pris SEK |
|---|------------------------------|--|-------------------|-------------|--------------------|--------------|
|  | * CD-HYLLA CD-COMPARTMENT | | 252/128 | C/C 725 | TO 3617 | 1153 |
|  | * CD-HYLLA CD-COMPARTMENT | | 252/128 | C/C 900 | TO 3618 | 1335 |
|  | * CD-HYLLA CD-COMPARTMENT | | 252/128 252/64 | C/C 725 | TO 3617 TO 3619 | 1153 1153 |
|  | * CD-HYLLA CD-COMPARTMENT | | 252/128 252/64 | C/C 900 | TO 3618 TO 3620 | 1335 1335 |

| SKYLTA/BOARDS | BESKRIVNING/DESCRIPTION | Mått/Dimensions | Art.nr./Art.no | Pris SEK |
|---|---|--------------------|--------------------|--------------|
|  | * FRAMKANTSSKYLT/ TEXT STRIP FRONT EDGE | 150x23 | TO 1510 | 53 |
|  | * SEKTIONSSKYLT/ TEXT STRIP SECTIONS | 488x66 | TO 1513 | 132 |
|  | * CD DISPLAY | 150x140 | TO 1520 | 54 |
|  | * GAVELSKYLT MED GLAS/ BOOK CASE END SIGN W GLASS | 280x300 | TO 1514 | 523 |
|  | * GAVELSKYLT MED GLAS/ BOOK CASE END SIGN W GLASS | 532x300 | TO 1515 | 704 |
| EXPONERING/DISPLAY | BESKRIVNING/DESCRIPTION | Mått/Dimensions | Art.nr./Art.no | Pris SEK |
|  | * GAVEEXPONERING ENKEL/ SINGLE BOOKCASE END DISPLAY | 170x124 | TO 1710 | 279 |
|  | * GAVEEXPONERING DUBBEL/ DOUBLE BOOKCASE END DISPLAY | 422x124 | TO 1711 | 312 |
|  | * 3-DELAT EXPOMAGASIN 3-PARTS EXPOMAGAZINE | C/C 725 C/C 900 | TO 1919 TO 1920 | 3646 4110 |
| AVDELARE/PARTITIONS | BESKRIVNING/DESCRIPTION | Mått/Dimensions | Art.nr./Art.no | Pris SEK |
|  | * AVDELARE LÅG BAKKANT PARTITION LOW | 235x64 | TO 4320 | 103 |
|  | * AVDELARE FÖR CD BOX PARTITION FOR CD BOX | 235x128 | TO 4322 | 148 |
|  | * AVDELARE 60° HÖG BAKKANT PARTITION ANGLE 60° HIGH | 190x190 | TO 4311 | 148 |
|  | * AVDELARE HÖG BAKKANT PARTITION HIGH | 190x190 | TO 4321 | 148 |
|  | * AVDELARE FÖR BOKTRÅG PARTITIONS COMPARTMENT | 237x185 | TO 3519 | 148 |

| BOKSTÖD/BOOKENDS | | BESKRIVNING/DESCRIPTION | | Mått/Dimensions | Art.nr./Art.no | Pris SEK |
|---|--|-------------------------|------------|-----------------|----------------|----------|
|  | * HÄNGANDE TRÄDBOKSTÖD HANGING BOOKENDS | 220x120 | TO 1310 | | 201 | |
|  | * BOKSTÖD PLÅT BOOKENDS | 200x130 | TO 1312 | | 78 | |
|  | * BOKSTÖD PLÅT A4 BOOKENDS A4 | 250x200 | TO 1313 | | 154 | |
|  | * FALLPLÅT DUBBEL METAL SHEET DOUBLE | 504x80 | TO 1322 | | 101 | |
|  | * FALLPLÅT ENKEL METAL SHEET SINGLE | 252x80 | TO 1320 | | 78 | |
|  | * FALLTRÅD DUBBEL METAL ROD DOUBLE | 504 | TO 1324 | | 24 | |
|  | * FALLTRÅD ENKEL METAL ROD SINGLE | 252 | TO 1323 | | 19 | |
| ÖVRIGT/OTHERS | | BESKRIVNING/DESCRIPTION | | Mått/Dimensions | Art.nr./Art.no | Pris SEK |
|  | * HANDTAG DUBBEL HANDLE DOUBLE | 542x60 | TO 1132 | | 1043 | |
|  | * HJULSATS, 2 PAR WHEEL SET, 2 PAIR | 542x100 | TO 4710-3 | | 2383 | |
| | * Hjulsets inklädd hylla | C/C 725 | TO4710-ST1 | | 3572 | |
| | | C/C 900 | TO4710-ST3 | | 3572 | |
|  | * SKRIVSKIVA/WRITING TOP | | | | | |
| | MASSIV BJÖRK/SOLID BIRCH | C/C 725 | TO 1320-1 | | 2476 | |
| | | C/C 900 | TO 1320-2 | | 2729 | |
| ÖVRIGT/OTHERS | | BESKRIVNING/DESCRIPTION | | Mått/Dimensions | Art.nr./Art.no | Pris SEK |
|  | * KOPPLINGSRÖR/ CONNECTION TUBE | C/C 725 | TO 2110-1 | | 222 | |
| | | C/C 900 | TO 2111-1 | | 222 | |
|  | * KOPPLINGSBALK/ CONNECTION BRACKET | C/C 516 | TO 1100-1 | | 516 | |
| | | C/C 725 | TO 1100-3 | | 570 | |
| | | C/C 900 | TO 1100-3 | | 570 | |

| DETAILER/DETAILS | BESKRIVNING/DESCRIPTION | Mått/Dimensions | Art.nr./Art.no | Pris SEK | |
|---|-------------------------------------|---|----------------|----------|------|
|  | SKRUV/SCREW | M6x35 | TO5910 | 50.1270 | 1 |
| | BULT/BOLT | M6x32 | TO5911 | 50.1271 | 10 |
| | MUTTER/SOCKET | M6x20 | TO5912 | 50.1272 | 6 |
| | Hyllbärare | | 50.6087 | | 17 |
| | SKRUVSATS FÖR 5 HYLLPLAN | | TO 1000 | | 368 |
| | SKRUVSATS FÖR 2 KOPPLINGSBALK | | TO 1001 | | 59 |
| | SKRUVSATS FÖR 1 TOPPHYLLA | | TO1002 | | 58 |
| | * BESLAG/SCREW SOCKET | | TO 5913 | | 62 |
|  | | | | | |
| | * SKARVBESLAG/ JOINT BRACKET | C/C 38 | TO 5914 | | 173 |
|  | | | | | |
| | * SKARVBESLAG/ JOINT BRACKET | C/C 60 | TO 5915 | | 188 |
|  | | | | | |
| | * KOPPLINGSVINKEL/CONNECTION ANGLE | | TO 5917 | | 38 |
|  | | | | | |
| | INSEXNYCKEL/ALOYN KEY | | TO 5918 | | 41 |
|  | | | | | |
| | * VÄGGBESLAG/WALL BRACKET CONNECTOR | | TO 5925 | | 54 |
|  | | | | | |
| STEGE/LADDER | BESKRIVNING/DESCRIPTION | Mått/Dimensions | Art.nr./Art.no | Pris SEK | |
|  | * BESLAG TILL STEGE | Höger | TO 5930 | | 610 |
| | | Mitten | TO 5932 | | 610 |
| | | Vänster | TO 5931 | | 610 |
| | * RÖR TILL STEGE | 725 MM | TO 5928 | | 259 |
|  | | 900 MM | TO 5929 | | 259 |
| | STEGE/LADDER | 2340MM | TO 5900-1 | | 6635 |
|  | | 2790MM | TO 5900-2 | | |
| | | 3115MM | TO 5900-3 | | |
| | | 3440MM | TO 5900-4 | | |
| | | 3765MM | TO 5900-5 | | |
| | | (KUNDANPASSAD/ADAPT FOR CUSTOMERS NEED) | | | |

TILLBEHÖR DÖRRAR/RYGGAR
ACCESSORIES DOORS



DÖRRAR/DOORS C/C 725

BESKRIVNING/DESCRIPTION

| Gavelhöjd/ | Dörrhöjd/ | Material | Art.nr./Art.no | Pris SEK |
|------------|---------------------|------------|----------------|----------|
| 1084 | 960 | GLAS/GLASS | TO 2810-07 | 3490 |
| 1404 | 1280 | GLAS/GLASS | TO 2810-04 | 4030 |
| 1724 | 1600 | GLAS/GLASS | TO 2810-05 | 4925 |
| 2044 | 1920 | GLAS/GLASS | TO 2810-06 | 6130 |
| | 960 (960x2=1920) | GLAS/GLASS | TO 2810-07 | 3490 |
| | 768 (768+1152) | GLAS/GLASS | TO 2810-01 | 3081 |
| | 1152 (1152+768) | GLAS/GLASS | TO 2810-03 | 3805 |

DÖRRAR/DOORS C/C 900

BESKRIVNING/DESCRIPTION

| Gavelhöjd/ | Dörrhöjd/ | Material | Art.nr./Art.no | Pris SEK |
|------------|---------------------|------------|----------------|----------|
| 1084 | 960 | GLAS/GLASS | TO 2811-07 | 4018 |
| 1404 | 1280 | GLAS/GLASS | TO 2811-04 | 4906 |
| 1724 | 1600 | GLAS/GLASS | TO 2811-05 | 5797 |
| 2044 | 1920 | GLAS/GLASS | TO 2811-06 | 7164 |
| | 960 (960x2=1920) | GLAS/GLASS | TO 2811-07 | 4018 |
| | 768 (768+1152) | GLAS/GLASS | TO 2811-01 | 3515 |
| | 1152 (1152+768) | GLAS/GLASS | TO 2811-03 | 3934 |

RYGGAR/BACKS C/C 725

BESKRIVNING/DESCRIPTION


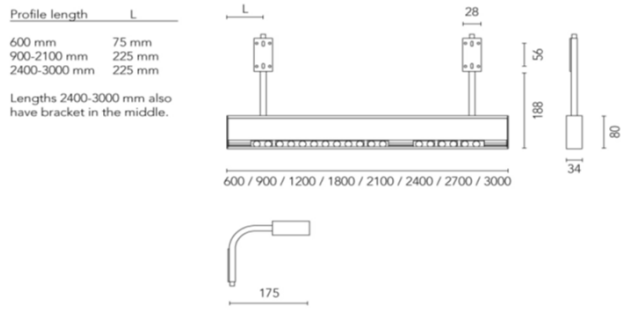
| Gavelhöjd/ | Rygg höjd c/c | Material | Art.nr./Art.no | Pris SEK |
|------------|---------------|---------------|----------------|----------|
| 1084 | 960 | FROSTAT GLAS/ | TO 3010-07 | 4031 |
| 1404 | 1280 | FROSTAT GLAS/ | TO 3010-04 | 4771 |
| 1724 | 1600 | FROSTAT GLAS/ | TO 3010-05 | 5259 |
| 2044 | 1920 | FROSTAT GLAS/ | TO 3010-06 | 5658 |
| 1084 | 960 | * PLÅT/STEEL | TO 3010-47 | 1106 |
| 1404 | 1280 | * PLÅT/STEEL | TO 3010-44 | 1416 |
| 1724 | 1600 | * PLÅT/STEEL | TO 3010-45 | 1536 |
| 2044 | 1920 | * PLÅT/STEEL | TO 3010-46 | 1751 |


RYGGAR/BACKS C/C 900

BESKRIVNING/DESCRIPTION








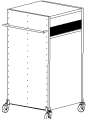



| Gavelhöjd/ | Rygg höjd c/c | Material | Art.nr./Art.no | Pris SEK |
|------------|---------------|---------------|----------------|----------|
| 1084 | 960 | FROSTAT GLAS/ | TO 3011-07 | 4340 |
| 1404 | 1280 | FROSTAT GLAS/ | TO 3011-04 | 5138 |
| 1724 | 1600 | FROSTAT GLAS/ | TO 3011-05 | 5631 |
| 2044 | 1920 | FROSTAT GLAS/ | TO 3011-06 | 6029 |
| 1084 | 960 | * PLÅT/STEEL | TO 3011-47 | 1211 |
| 1404 | 1280 | * PLÅT/STEEL | TO 3011-44 | 1501 |
| 1724 | 1600 | * PLÅT/STEEL | TO 3011-45 | 1624 |
| 2044 | 1920 | * PLÅT/STEEL | TO 3011-46 | 1866 |

TILLBEHÖR BELYSNING
ACCESSORIES LIGHTING FIXTURES

| BELYSNING/LIGHTING | BESKRIVNING/DESCRIPTION | | Art.nr./Art.no | Pris SEK |
|---|--------------------------------|----------------------------|----------------|----------|
| | Mått/Dimensions | Ljuskälla/Light source | | |
|  | BOOK 750 Nedljus/Downlight | L. 750 1041 lm.830,13W | 2003000 | Offert |
| | BOOK 900 Nedljus/Downlight | L. 900 1380 lm.830,16W | 2003001 | Offert |
| | BOOK 1800 Nedljus/Downlight | L. 1800 2310 lm.830,25W | 2003003 | Offert |
| | END GAP | | 208689 | Offert |
| | SYSTEM JOINT | | 208690 | Offert |
| | BRACKET | Pair / Standard | 208600 | Offert |
| | BRACKET | Pair / Wall | 208602 | Offert |
| | BRACKET | Pair / Tube | 208601 | Offert |
| | CONNECTION CABLE WHITE | L.2500 | 204266 | Offert |
|  | | | | |

| BELYSNING/LIGHTING | BESKRIVNING/DESCRIPTION | | Art.nr./Art.no | Pris SEK |
|---|----------------------------------|------------------------|----------------|----------|
| | Mått/Dimensions | Ljuskälla/Light source | | |
|  | Proton Anubis 3000K/4000K | | | |
| | Anubis 600 | L 595 | TO6002 | Offert |
| | Anubis 725 | L 720 | TO6022 | Offert |
| | Anubis 900 | L.895 | TO6003 | Offert |
| | Anubis 1200 | L.1195 | TO6007 | Offert |
| | Anubis 1800 | L.1795 | TO6004 | Offert |
| | Gavel/Konsol | Par | TO6001 | 150 |
| | Fästvinkel | St /För stålgavel | TO6000-3 | 266 |
| | Startsladd | 3m | TO6005 | 191 |
| | Skavsladd | 0,5m | TO6006 | 128 |
| Fäste konsol belysning mitt | För trågavel utan krönskiva | TO6024 | 91 | |
| Fäste konsol belysning ytter | För trågavel utan krönskiva | TO6025 | 72 | |

EXPONERING/EXPSURE

| BESKRIVNING/DESCRIPTION | | Material | Bredd/Width | Art.nr./Art.no | Pris SEK |
|---|---|-----------------------|---------------------|----------------|----------|
|  | LITTBUS KUBIK 700 - 2HP | MDF | 820X1040X1040 | SQ700 | 18185 |
| | LITTBUS CUBIC 1084- 3HP | | 1204X1040X1040 | SQ1084 | 21680 |
| | 1404 - 4HP | | 1524X1040X1040 | SQ1404 | 24369 |
| | 1724 - 5HP | | 1844X1040X1040 | SQ1724 | 27548 |
|  | EXPO-KUB | PLYWOOD | | TO5800-2001 | 2598 |
| | EXPO-CUBE | | | TO5800-3003 | 2598 |
| | | | | TO5800-4007 | 2598 |
|  | BOKTRÅG | MDF | 925x374x695 | TO7000 | 11911 |
| | | | | | |
|  | PODIE M FÖRVARING | MDF | 500x500/310/510/710 | TOXXX | 26365 |
| | | | | | |
|  | * BOKEXPONERING | STÅL/STEEL | | TO1713 | 103 |
| | | | | | |
|  | Krönskiva/botten Vinkelmodul 24° | | 290x290 | TO5224 | 964 |
| | Krönskiva/botten Rak | | 290x374 | TO5324 | 964 |
| | TO5611-290-1, 332-2, 374-3, 542-4, 626-5, 710-6 | | 290x542 | TO5524 | 964 |
|  | Hyllplan Vinkelmodul 24° | | 290x290 | HP5224 | 964 |
| | Hyllplan Rak | | 290x374 | HP5324 | 964 |
| | HP5611-290-1, 332-2, 374-3, 542-4, 626-5, 710-6 | | 290x542 | HP5524 | 964 |
|  | BOKINKAST 1/ VAGN | 542x1190x542 | BJÖRK/BIRCH | LL 4110111 | 19572 |
| | | | | | |
|  | Exponering Cake U961 950x1200 | | | TO7002 | 19366 |
| | | | | | |
|  | FRÅGETERMINAL TERMINAL TABLE | 374/542x1070x542/1100 | BJÖRK/BIRCH | LL 3110111 | 10169 |
| | | | | | |
|  | Expofack | | Acryl | TO5801 | 1439 |
| | | | | | |