

Pricelist

AW 23/24

Discounts and freight are not included
All goods are shipped from Sweden

SEK



GREEN
FURNITURE
CONCEPT

Färgmarkeringar och/eller symboler för hållbara alternativ i prislistan:

Mörkgrön markering eller symbol

Miljömärkt produkt – Möbler där hela den sammansatta varan har en typ 1 miljömärkning enligt ISO 14024 med Svanen, Möbelfakta, EU Ecolabel eller annan likvärdig märkning.

Ljusgrön markering eller symbol

Hållbarhetsmärkt produkt eller beståndsdel – Möbler där hela eller delar av den sammansatta varan är hållbarhetsmärkt, exempelvis med FSC, EU Ecolabel eller OEKO- TEX®. Leverantören ska kunna ge mer detaljerad information om vilka delar eller variationer som är hållbarhetsmärka vid begäran.

Orange markering eller symbol

Klimatberäknad produkt – Produkt med dokumenterad miljövarudeklaration (EPD) enligt ISO 14025.

Lila markering eller symbol

Produkt med återvunnet eller förnybart material (enligt definitionerna i ISO 14021). Leverantören ska kunna ge information om andel (%) återvunnet och/eller förnybart (biobaserat) vid begäran. Märkning av återvinningsbart material utgår.

Blå markering eller symbol

Demonterbar produkt – Produkt som är demonterbar till olika komponenter och beståndsdelar som i första hand möjliggör återbruk och i andra hand materialåtervinning när produkten nått sin fulla livslängd. Produkten ska vara designad för renovering, det vill säga att det ska vara enkelt att reparera och byta ut moduler, komponenter och beståndsdelar som slits över tid. Exempelvis ska ytskikt, som bordsskivor, textil och stoppning kunna tas isär, avlägsnas och ersättas med hjälp av vanligt förekommande manuella verktyg, ej specialverktyg. Enklare reparationer och utbytesarbeten ska kunna utföras av en lekman. Om det krävs fackmanakunskap för mer avancerade arbeten ska det framgå av anvisningarna som leverantören ska kunna ge vid begäran. Anvisningarna ska innehålla en sprängskiss, steg för steg beskrivning inklusive vilka verktyg som krävs samt hur möbelns ingående delar bör källsorteras.

Table Of Contents

NOVA C SERIES

Standard Modules, Single-Sided	Click here
Standard Modules, Double-Sided	Click here
Kid-Friendly Modules	Click here
Accessible Seating Modules	Click here
Lounge Modules	Click here
Standing/Leaning Modules	Click here
Common Configurations	Click here
Add-Ons	Click here
Electrical Cables	Click here
Customization Charges	Click here

ASCENT SERIES


Standard Modules (Double-Sided)	Click here
Standard Modules (Single-Sided)	Click here
Add-Ons	Click here
Electrical Cables	Click here
Customization Charges	Click here

FINISHES & MATERIALS

Nova C Series	Click here
Ascent Series	Click here



NOVA C SERIES





















Standard Modules, Single-Sided

Nova C Bench							Standard Color (code_s)	Mix / Custom Color (code_c)
<p>Modules without backrest.</p> <p>Can only be clipped to other Nova C Bench modules.</p> <p>Modules are free-standing. Holes for floor bolting can be added to the legs upon request. Setup cost CF11 applies per module.</p> <p>Made of wooden ribs and a steel frame. Consult finish chart for color options.</p> <p>A setup fee applies for most customizations. Refer to the "Customization Charges" section below.</p>	NBE1				23 kg	Nova C Bench 100, 2 seats	18,900 kr	20,000 kr
	NBE2_30				23 kg	Nova C Bench - 30°, 2 seats	18,900 kr	20,000 kr
	NBE2_45				23 kg	Nova C Bench - 45°, 2 seats	18,900 kr	20,000 kr
	NBE2_90				23 kg	Nova C Bench - 90°, 2 seats	18,900 kr	20,000 kr
	NBE5				29 kg	Nova C Bench 150, 3 seats	24,600 kr	25,700 kr
	NBE2_XX				23 kg	Nova C Bench - Custom angle/radius, 2 seats	18,900 kr	20,000 kr
	NBE1_X2				N/A	Nova C Bench - Custom length	Upon Request	Upon Request

Nova C Back						Standard Color (code_s)	Mix / Custom Color (code_c)	
<p>Modules with backrest.</p> <p>Cannot be clipped to the Nova C Bench modules.</p> <p>Can be clipped to the Nova C Back and Double Back.</p> <p>Modules are free-standing. Holes for floor bolting can be added to the legs upon request. Setup cost CF11 applies per module.</p> <p>Made of wooden ribs and a steel frame. Consult finish chart for color options.</p> <p>A setup fee applies for most customizations. Refer to the "Customization Charges" section below.</p>	NBA1				28 kg	Nova C Back 100, 2 seats	18,400 kr	19,500 kr
	NBA3_30				28 kg	Nova C Back - Convex 30°, 2 seats	18,400 kr	19,500 kr
	NBA3_45				28 kg	Nova C Back - Convex 45°, 2 seats	18,400 kr	19,500 kr
	NBA3_90				28 kg	Nova C Back - Convex 90°, 2 seats	18,400 kr	19,500 kr
	NBA4_30				28 kg	Nova C Back - Concave 30°, 2 seats	18,400 kr	19,500 kr
	NBA4_45				28 kg	Nova C Back - Concave 45°, 2 seats	18,400 kr	19,500 kr
	NBA4_60				28 kg	Nova C Back - Concave 60°, 2 seats	18,400 kr	19,500 kr
	NBA4_90				28 kg	Nova C Back - Concave 90°, 2 seats	18,400 kr	19,500 kr
	NBA5				35 kg	Nova C Back 150, 3 seats	22,300 kr	23,500 kr
	NBA6_L				28 kg	Nova C Back - S-curve L, 2 seats	18,400 kr	19,500 kr
	NBA6_R				28 kg	Nova C Back - S-curve R, 2 seats	18,400 kr	19,500 kr
	NBA3_XX				28 kg	Nova C Back - Custom angle/radius convex, 2 seats	18,400 kr	19,500 kr
	NBA4_XX				28 kg	Nova C Back - Custom angle/radius concave, 2 seats	18,400 kr	19,500 kr
	NBA1_X2				N/A	Nova C Back - Custom length	Upon Request	Upon Request
	NBA7_L				11 kg	Nova C Back - Endpiece Left, 1.5 seats	17,600 kr	18,700 kr
	NBA7_R				11 kg	Nova C Back - Endpiece Right, 1.5 seats	17,600 kr	18,700 kr
	NBA8				8 kg	Nova C Back - Corner	17,900 kr	19,000 kr







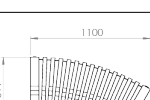

Standard Modules, Double-Sided

Nova C Double Bench							Standard Color (code_s)	Mix / Custom Color (code_c)
<p>Double-sided module without back.</p> <p>Can be clipped to the Nova C Double Back and Double Bench modules.</p> <p>Modules are free-standing. Holes for floor bolting can be added to the legs upon request. Setup cost CF11 applies per module.</p> <p>The end-piece module (NBED7) cannot stand alone - must always be clipped to another module.</p> <p>Made of wooden ribs and a steel frame. Consult finish chart for color options.</p> <p>A setup fee applies for most customizations. Refer to the "Customization Charges" section below.</p>	NBED1				51 kg	Nova C Double Bench 100 - 4 seats	30,600 kr	32,500 kr
	NBED2_30				60 kg	Nova C Double Bench 30°, 5 seats	36,900 kr	38,800 kr
	NBED2_45				60 kg	Nova C Double Bench 45°, 5 seats	36,900 kr	38,800 kr
	NBED2_XX				51 kg	Nova C Double Bench - Custom angle/radius -24°, 4 seats	30,600 kr	32,500 kr
	NBED2_X1				60 kg	Nova C Double Bench - Custom angle/radius +24°, 5 seats	36,900 kr	38,800 kr
	NBED1_X2				N/A	Nova C Double Bench - Custom length	Upon Request	Upon Request
	NBED7				21 kg	Nova C Double Bench - Endpiece, 3 seats	32,100 kr	34,100 kr









Nova C Double Back						Standard Color (code_s)	Mix / Custom Color (code_c)	
<p>Double-sided module with back.</p> <p>Can be clipped to Nova C Back, Double Back and Double Bench modules.</p> <p>Modules are free-standing. Holes for floor bolting can be added to the legs upon request. Setup cost CF11 applies per module.</p> <p>The end-piece module (NBAD7) cannot stand alone - must always be clipped to another module.</p> <p>Made of wooden ribs and a steel frame. Consult finish chart for color options.</p> <p>A setup fee applies for most customizations. Refer to the "Customization Charges" section below.</p>	NBAD1				57 kg	Nova C Double Back 100, 4 seats	37,600 kr	39,700 kr
	NBAD2_30				66 kg	Nova C Double Back 30°, 5 seats	43,200 kr	45,400 kr
	NBAD2_45				66 kg	Nova C Double Back 45°, 5 seats	45,700 kr	47,900 kr
	NBAD5				71 kg	Nova C Double Back 150, 6 seats	46,700 kr	48,800 kr
	NBAD2_XX				66 kg	Nova C Double Back - Custom angle/radius -24°, 4 seats	37,600 kr	39,700 kr
	NBAD2_X1				66 kg	Nova C Double Back - Custom angle/radius +24°, 5 seats	45,700 kr	47,900 kr
	NBAD1_X2				N/A	Nova C Double Back - Custom length	Upon Request	Upon Request
	NBAD7				20 kg	Nova C Double Back - Endpiece, 3 seats	32,900 kr	35,100 kr











































Kid-Friendly Modules




Nova C Kids							Standard Color (code_s)	Mix / Custom Color (code_c)
<p>Shorter children's module without back and with caterpillar accessories.</p> <p>Ribs are placed at undulating heights. Can only be clipped to other Nova C Kids modules.</p> <p>These modules are only available in a 30 degree variation. No custom curvature is available due to the undulating heights of the ribs.</p> <p>Modules are free-standing. Specific bracket for floor bolting can be added to the legs upon request. Setup cost CF11 applies per module.</p> <p>Made of wooden ribs and a steel frame. Consult finish chart for color options.</p> <p>A setup fee applies for most customizations. Refer to the "Customization Charges" section below.</p>	NBEK1				30 kg	Nova C Kids Head 30°, 2 seats	25,800 kr	26,900 kr
	NBEK2				30 kg	Nova C Kids Body 30°, 2 seats	21,900 kr	23,000 kr

Accessible Seating Modules






















Nova C Back Elevation Step							Standard Color (code_s)	Mix / Custom Color (code_c)
<p>Accessible seating module with back, used to transition into an elevated section for PRIMAADA requirements.</p> <p>NBAE1 has the length 1125mm/ 39 1/4" in to enable 2 complete seats.</p> <p>Must be clipped on one side to the standard Nova C Back or Double Back and on the other side to an elevation module.</p> <p>Modules are free-standing. Holes for floor bolting can be added to the legs upon request. Setup cost CF11 applies per module.</p> <p>Made of wooden ribs and a steel frame. Consult finish chart for color options.</p> <p>A setup fee applies for most customizations. Refer to the "Customization Charges" section below.</p>	NBAE1_L				28 kg	Nova C Back Elevation Step Left, 2 seats	20,900 kr	22,000 kr
	NBAE1_R				28 kg	Nova C Back Elevation Step Right, 2 seats	20,900 kr	22,000 kr



Nova C Back Elevation						Standard Color (code_s)	Mix / Custom Color (code_c)	
<p>Accessible seating module with back and an elevated seat for users with limited mobility (PRIMADA). NBAE1 has the length 1125mm/ 39 1/2 in to enable 2 complete seats.</p> <p>Can only be connected to other Nova C Elevation modules</p> <p>Modules are free-standing. Holes for floor bolting can be added to the legs upon request. Setup cost CF11 applies per module.</p> <p>Made of wooden ribs and a steel frame. Consult finish chart for color options.</p> <p>A setup fee applies for most customizations. Refer to the "Customization Charges" section below.</p>	NBAE1				30 kg	Nova C Back Elevation, 2 seats	20,900 kr	22,100 kr
	NBAE3_30				28 kg	Nova C Back Elevation Convex 30°, 2 seats	20,900 kr	21,200 kr
	NBAE3_45				28 kg	Nova C Back Elevation Convex 45°, 2 seats	20,900 kr	21,200 kr
	NBAE3_90				28 kg	Nova C Back Elevation Convex 90°, 2 seats	20,900 kr	22,400 kr
	NBAE4_30				28 kg	Nova C Back Elevation Concave 30°, 2 seats	20,900 kr	21,200 kr
	NBAE4_45				28 kg	Nova C Back Elevation Concave 45°, 2 seats	20,900 kr	21,200 kr
	NBAE4_90				28 kg	Nova C Back Elevation Concave 90°, 2 seats	20,900 kr	22,300 kr
	NBAE6_R				28 kg	Nova C Back Elevation S-curve Right, 2 seats	20,900 kr	22,100 kr
	NBAE6_L				28 kg	Nova C Back Elevation S-curve Left, 2 seats	20,900 kr	22,100 kr
	NBAE3_XX				28 kg	Nova C Back Elevation Concave Custom angle/radius, 2 seats	20,900 kr	22,100 kr
	NBAE4_XX				28 kg	Nova C Back Elevation Convex Custom angle/radius, 2 seats	20,900 kr	22,100 kr
	NBAE1_X2					Nova C Back Elevation 100 Custom lenght	Upon Request	Upon Request
	NBAE7_L				11 kg	Nova C Back Elevation Endpiece Left, 1.5 seats	19,300 kr	20,400 kr
	NBAE7_R				11 kg	Nova C Back Elevation Endpiece Right, 1.5 seats	19,300 kr	20,400 kr

Nova C Double Back Elevation Step						Standard Color (code_s)	Mix / Custom Color (code_c)	
<p>Double-sided accessible seating module with back, used to transition into an elevated section for PRIMA4 requirements. NBADE1 has the length 1125mm/ 39 1/2 in to enable 2x2 complete seats.</p> <p>Must be clipped on one side to the standard Nova C Back or Double Back and on the other side to an elevation module.</p> <p>Modules are free-standing. Holes for floor bolting can be added to the legs upon request.</p> <p>Made of wooden ribs and a steel frame. Consult finish chart for color options.</p> <p>A setup fee applies for most customizations. Refer to the "Customization Charges" section below.</p>	NBADE1				57 kg	Nova C Double Back Elevation Step, 4 seats	39,000 kr	40,100 kr















Nova C Double Back Elevation							Standard Color (code_s)	Mix / Custom Color (code_c)
<p>Double-sided accessible seating module with back and an elevated seat for users with limited mobility (PRIMADA). NBADEE1 has the length 1125mm/ 39 ¼ in to enable 2+2 complete seats.</p> <p>Can only be connected to other Nova C Elevation modules.</p> <p>Modules are free-standing. Holes for floor bolting can be added to the legs upon request. Setup cost CF11 applies per module.</p> <p>Made of wooden ribs and a steel frame. Consult finish chart for color options.</p> <p>A setup fee applies for most customizations. Refer to the "Customization Charges" section below.</p>	NBADEE1				59 kg	Nova C Double Back Elevation, 4 seats	41,300 kr	43,500 kr
	NBADEE2_30				66 kg	Nova C Double Back Elevation 30°, 5 seats	47,000 kr	49,100 kr
	NBADEE2_45				66 kg	Nova C Double Back Elevation 45°, 5 seats	47,000 kr	49,200 kr
	NBADEE2_XX				57 kg	Nova C Double Back Elevation, Custom angle/radius -24°, 4 seats	41,300 kr	43,500 kr
	NBADEE2_X1				66 kg	Nova C Double Back Elevation, Custom angle/radius +24°, 5 seats	47,000 kr	49,200 kr
	NBADEE1_X2				66 kg	Nova C Double Back Elevation, Custom length	Upon Request	Upon Request
	NBADEE7				20 kg	Nova C Double Back Elevation, Endpiece, 3 seats	34,200 kr	36,400 kr

























Lounge Modules
















Nova C Lounge							Standard Color (code_s)	Mix / Custom Color (code_c)
<p>Lounge module with back in a reclined position.</p> <p>Can only be clipped to other Nova C Lounge modules.</p> <p>Lounge Table is required between every module.</p> <p>Modules are free-standing. Holes for floor bolting can be added to the legs upon request. Setup cost CF11 applies per module.</p> <p>Made of wooden ribs and a steel frame. Consult finish chart for color options.</p> <p>A setup fee applies for most customizations. Refer to the "Customization Charges" section below.</p>	NRE1				49 kg	Nova C Lounge, 2 seats	37,200 kr	39,100 kr
	NRE3_15				49 kg	Nova C Lounge Convex 15°, 2 seats	37,200 kr	39,100 kr
	NRE3_30				49 kg	Nova C Lounge Convex 30°, 2 seats	37,200 kr	39,100 kr
	NRE4_15				49 kg	Nova C Lounge Concave 15°, 2 seats	37,200 kr	39,100 kr
	NRE4_30				49 kg	Nova C Lounge Concave 30°, 2 seats	37,200 kr	39,100 kr
	NRE4_XX				49 kg	Nova C Lounge, Custom Concave angle/radius, 2 seats	37,200 kr	39,100 kr
	NRE3_XX				49 kg	Nova C Lounge, Custom Convex angle/radius, 2 seats	37,200 kr	39,100 kr
	NRE1_X2				N/A kg	Nova C Lounge, Custom length	Upon Request	Upon Request
	NRE_T				5 kg	Nova C Lounge Table	15,100 kr	15,500 kr



Nova C Lounge Double							Standard Color (code_s)	Mix / Custom Color (code_c)
<p>Double-sided lounge module with back in a reclined position.</p> <p>Can only be clipped to other Nova C Lounge modules.</p> <p>Lounge Table is required between every module.</p> <p>Modules are free-standing. Holes for floor bolting can be added to the legs upon request. Setup cost CF11 applies per module.</p> <p>Made of wooden ribs and a steel frame. Consult finish chart for color options.</p> <p>A setup fee applies for most customizations. Refer to the "Customization Charges" section below.</p>	NRED1				98 kg	Nova C Lounge Double, 4 seats	68,500 kr	72,300 kr
	NRED2_15				98 kg	Nova C Lounge Double 15°, 4 seats	68,500 kr	72,300 kr
	NRED2_XX				98 kg	Nova C Lounge Double, Custom angle/radius, 4 seats	68,500 kr	72,300 kr
	NRED1_X2				98 kg	Nova C Lounge Double, Custom length	Upon Request	Upon Request































Standing/Leaning Modules




























Nova C Perch							Standard Color (code_s)	Mix / Custom Color (code_c)
<p>Single-sided standing bench module.</p> <p>Can be connected to Nova C Perch single and double-sided modules. Requires floor-bolting.</p> <p>Made of wooden ribs and a steel frame. Consult finish chart for color options.</p> <p>A setup fee applies for most customizations. Refer to the "Customization Charges" section below.</p>	NPE1				24 kg	Nova C Perch 100, 2 seats	17,600 kr	18,300 kr
	NPE3_30				24 kg	Nova C Perch convex 30°, 2 seats	17,600 kr	18,300 kr
	NPE3_45				24 kg	Nova C Perch convex 45°, 2 seats	17,600 kr	18,300 kr
	NPE4_30				24 kg	Nova C Perch concave 30°, 2 seats	17,600 kr	18,300 kr
	NPE4_45				24 kg	Nova C Perch concave 45°, 2 seats	17,600 kr	18,300 kr
	NPE1_X2				N/A	Nova C Perch, Custom length	Upon Request	Upon Request
	NPE3_XX				24 kg	Nova C Perch, Custom angle/radius, convex	17,600 kr	18,300 kr
	NPE4_XX				24 kg	Nova C Perch, Custom angle/radius, concave	17,600 kr	18,300 kr










Nova C Perch Double							Standard Color (code_s)	Mix / Custom Color (code_c)
<p>Double-sided standing bench module.</p> <p>Can be connected to Nova C Perch single and double-sided modules.</p> <p>Requires floor bolting.</p> <p>Made of wooden ribs and a steel frame. Consult finish chart for color options.</p> <p>A setup fee applies for most customizations. Refer to the "Customization Charges" section below.</p>	NPED1				30 kg	Nova C Perch Double 100, 4 seats	24,600 kr	25,900 kr
	NPED2_30				30 kg	Nova C Perch Double 30°, 5 seats	24,600 kr	25,900 kr
	NPED2_45				30 kg	Nova C Perch Double 45°, 5 seats	24,600 kr	25,900 kr
	NPED1_X2				N/A	Nova C Perch Double, Custom length	Upon Request	Upon Request
	NPED2_XX				30 kg	Nova C Perch Double, Custom angle/radius	24,600 kr	25,900 kr












Common Configurations



















Nova C Bench							Standard Color (code_s)	Mix / Custom Color (code_c)
<p>Configurations without back.</p> <p>Configuration possibilities are endless, consult our online planning tool or one of our design consultants to create your own.</p> <p>Modules are free-standing. Holes for floor bolting can be added to the legs upon request. Setup cost CF11 applies per module.</p> <p>Made of wooden ribs and a steel frame. Consult finish chart for color options.</p> <p>A setup fee applies for most customizations. Refer to the "Customization Charges" section below.</p>	NBEC1				184 kg	Nova C Bench Circle, 16 seats	151,200 kr	160,000 kr
	NBEC2				92 kg	Nova C Bench Bracket, 8 seats	75,600 kr	80,000 kr
	NBEC3				138 kg	Nova C Bench Omega, 12 seats	113,400 kr	120,000 kr
	NBEC4				368 kg	Nova C Bench Infinity, 32 seats	302,400 kr	320,000 kr
	NBEC5				138 kg	Nova C Bench Tide, 12 seats	113,400 kr	120,000 kr
	NBEC6				92 kg	Nova C Bench Wiggly, 8 seats	75,600 kr	80,000 kr
	NBEC7				92 kg	Nova C Bench Donut, 8 seats	75,600 kr	80,000 kr
	NBEC8				92 kg	Nova C Bench Straight, 8 seats	75,600 kr	80,000 kr
	NBEC9				138 kg	Nova C Bench Ondular, 12 seats	113,400 kr	120,000 kr
	NBEC10				138 kg	Nova C Bench Stadium, 12 seats	113,400 kr	120,000 kr

Nova C Back						Standard Color (code_s)	Mix / Custom Color (code_c)	
<p>Configurations with back.</p> <p>Configuration possibilities are endless, consult our online planning tool or one of our design consultants to create your own.</p> <p>Modules are free-standing. Holes for floor bolting can be added to the legs upon request. Setup cost CF11 applies per module.</p> <p>Made of wooden ribs and a steel frame. Consult finish chart for color options.</p> <p>A setup fee applies for most customizations. Refer to the "Customization Charges" section below.</p>	NBAC1				224 kg	Nova C Back Circle, 16 seats	147,200 kr	156,000 kr
	NBAC2				112 kg	Nova C Back Bracket Concave, 8 seats	73,600 kr	78,000 kr
	NBAC3				168 kg	Nova C Back Omega Concave, 12 seats	110,400 kr	117,000 kr
	NBAC4				448 kg	Nova C Back Infinity, 32 seats	294,400 kr	312,000 kr
	NBAC5				112 kg	Nova C Back Donut, 8 seats	73,600 kr	78,000 kr
	NBAC6				112 kg	Nova C Back Straight, 8 seats	73,600 kr	78,000 kr
	NBAC7				112 kg	Nova C Back Wiggly, 8 seats	73,600 kr	78,000 kr
	NBAC8				168 kg	Nova C Back Ondular, 12 seats	110,400 kr	117,000 kr
	NBAC9				168 kg	Nova C Back Tide, 12 seats	110,400 kr	117,000 kr
	NBAC10				168 kg	Nova C Back Stadium, 12 seats	110,400 kr	117,000 kr
	NBAC11				224 kg	Nova C Back Bowtie, 16 seats (note: planter not included)	147,200 kr	156,000 kr
	NBAC12				112 kg	Nova C Back Droplet, 8 seats (note: planter not included)	73,600 kr	78,000 kr
	NBAC13				112 kg	Nova C Back Eye, 8 seats, (note: planter not included)	73,600 kr	78,000 kr
	NBAC14				112 kg	Nova C Back Bracket Convex	73,600 kr	78,000 kr

Nova C Double Back							Standard Color (code_s)	Mix / Custom Color (code_c)
<p>Double-sided configurations with back.</p> <p>Configuration possibilities are endless, consult our online planning tool or one of our design consultants to create your own.</p> <p>Modules are free-standing. Holes for floor bolting can be added to the legs upon request. Setup cost CF11 applies per module.</p> <p>Made of wooden ribs and a steel frame. Consult finish chart for color options.</p> <p>A setup fee applies for most customizations. Refer to the "Customization Charges" section below.</p>	NBADC1				268 kg	Nova C Double Back Straight, 16 seats	216,200 kr	229,000 kr
	NBADC2				304 kg	Nova C Double Back Bracket, 26 seats	248,600 kr	261,800 kr
	NBADC3				436 kg	Nova C Double Back Omega, 36 seats	340,000 kr	357,600 kr
























below:	NBADC4				436 kg	Nova C Double Back Ondular, 36 seats	340,000 kr	357,600 kr
	NBADC5				436 kg	Nova C Double Back Tilde, 36 seats	340,000 kr	357,600 kr
	NBADC6				304 kg	Nova C Double Back Wiggly, 26 seats	248,600 kr	261,800 kr







Nova C Crossroads (without planters)							Standard Color (code_s)	Mix / Custom Color (code_c)
<p>Single end double-sided configurations with back.</p> <p>Configuration possibilities are endless, consult our online planning tool or one of our design consultants to create your own.</p> <p>Modules are free-standing. Holes for floor bolting can be added to the legs upon request. Setup cost CF11 applies per module.</p> <p>Made of wooden ribs and a steel frame. Consult finish chart for color options.</p> <p>A setup fee applies for most customizations. Refer to the "Customization Charges" section below.</p>	NBXC1				396 kg	Nova C Crossroads 3, 33 seats	321,900 kr	341,400 kr
	NBXC2				452 kg	Nova C Crossroads 4, 44 seats	429,200 kr	455,200 kr
	NBXC3				255 kg	Nova C Crossroads 3 Small, 27 seats	266,700 kr	282,900 kr
	NBXC4				340 kg	Nova C Crossroads 4 Small, 36 seats	355,600 kr	377,200 kr
	NBXC5				420 kg	Nova C Fidget, 30 seats	276,000 kr	292,500 kr
	NBXC6				147 kg	Nova C Fidget Small, 15 seats	153,900 kr	163,800 kr


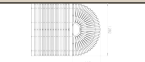







Ovan hållbarhetssymboler gäller ej add-ons. Fråga efter specifik märkning per add-on.










Add-Ons




Nova C Armrest							Standard Price	
<p>Powder-coated steel armrest.</p> <p>Recommended to be placed in the center of each module.</p> <p>A setup fee applies for most customizations. Refer to the "Customization Charges" section below.</p>	NBE_A				1 kg	Nova C Bench - Armrest	1,400 kr	
	NBA_A				1 kg	Nova C Back - Armrest	1,300 kr	
	NBED_A				1 kg	Nova C Double Bench - Armrest	1,800 kr	







Nova C Armrest, Food & Beverage Friendly							Standard Color (code_s)	Mix / Custom Color (code_c)
<p>These armrests have a wide wooden top, an integrated cup-holder in the front and optional power outlets in the back below the table.</p> <p>Recommended to be placed in the center of each module.</p> <p>Requires additional electrical wiring. See section on Electrical Cables below.</p> <p>For AC Power Sockets, please select the country-specific outlet.</p> <p>Discounts do not apply on electrical components.</p> <p>A setup fee applies for most customizations. Refer to the "Customization Charges" section below.</p>	NBA_A2				2.4 kg	Nova C Back - F&B Armrest	5,000 kr	5,400 kr
	NBA_A3_1				2.7 kg	Nova C Back - F&B Armrest w charger, AC Power socket x2	6,300 kr	6,700 kr
	NBA_A3_2				2.7 kg	Nova C Back - F&B Armrest w charger, AC Power socket / USB Outlet (1 USB A + 1 USB C)	7,300 kr	7,700 kr
	NBA_A3_3				2.7 kg	Nova C Back - F&B Armrest w charger, USB Outlet (1 USB A + 1 USB C) x2	8,400 kr	8,800 kr







Nova C Table							Standard Color (code_s)	Mix / Custom Color (code_c)
<p>These tables are made with a steel frame and a solid wood top.</p> <p>Recommended to be placed in the center of each module.</p> <p>Can only be attached to a narrow rib.</p> <p>Option to integrate wireless charging is available. Requires additional electrical wiring. See section on Electrical Cables below.</p> <p>Discounts do not apply on electrical components.</p> <p>A setup fee applies for most customizations. Refer to the "Customization Charges" section below.</p>	NBX_T				3.5 kg	Nova C Table, metal frame, solid wood top	4,400 kr	4,800 kr
	NBX_TW				3.5 kg	Nova C Wireless Table, metal frame, solid wood top, wireless charger	6,000 kr	6,400 kr










Nova C Double Back Endpiece Cover with Charger							Price	
<p>These power outlets are integrated into the coverplate of the Double Endpiece.</p> <p>These items require additional electrical wiring. See section on Electrical Cables below.</p> <p>For AC Power Sockets, please select the country-specific outlet.</p> <p>Discounts do not apply on electrical components.</p> <p>A setup fee applies for most customizations. Refer to the "Customization Charges" section below.</p>	NBAD_ECC_01				1.5 kg	Nova C Double Back Endpiece Cover w/ Charger, AC Power socket x2	3,800 kr	
	NBAD_ECC_02				1.5 kg	Nova C Double Back Endpiece Cover w/ charger, AC Power socket / USB Outlet (1 USB A + 1 USB C)	4,900 kr	
	NBAD_ECC_03				1.5 kg	Nova C Double Back Endpiece Cover w/ charger, USB Outlet (1 USB A + 1 USB C) x2	5,900 kr	

Nova C Double Back, Bench to Back Cover with Charger							Price	
<p>These power outlets are integrated into the coverplate used when transitioning from a double bench to a double back.</p> <p>These items require additional electrical wiring. See section on Electrical Cables below.</p> <p>For AC Power Sockets, please select the country-specific outlet.</p> <p>Discounts do not apply on electrical components.</p> <p>A setup fee applies for most customizations. Refer to the "Customization Charges" section below.</p>	NBAD_EC2C_001				1 kg	Nova C Double B2B Cover w/ Charger, AC Power socket x2	3,800 kr	
	NBAD_EC2C_002				1 kg	Nova C Double B2B Cover w/ Charger, AC Power socket / USB Outlet (1 USB A + 1 USB C)	4,900 kr	
	NBAD_EC2C_003				1 kg	Nova C Double B2B Cover w/ Charger, USB Outlet (1 USB A + 1 USB C) x2	5,900 kr	








Nova C Double Back, Bench to Back cover							Price	
<p>This coverplate is required when transitioning from a double bench to a double back. A setup fee applies for most customizations. Refer to the "Customization Charges" section below.</p>	NBAD_EC2				1 kg	Nova C Double B2B Cover	3,900 kr	

Nova C Back Rib Charger							Price	
<p>These wood ribs have an integrated cover charger at the top of the backrest with 1 outlet.</p> <p>These items require additional electrical wiring. See section on Electrical Cables below.</p> <p>For AC Power Sockets, please select the country-specific outlet.</p> <p>Discounts do not apply on electrical components.</p> <p>A setup fee applies for most customizations. Refer to the "Customization Charges" section below.</p>	NBA_RC_1				2 kg	Nova C Back Rib Charger, AC Power socket	3,800 kr	
	NBA_RC_2				2 kg	Nova C Back Rib Charger, USB Outlet (1 USB A + 1 USB C)	5,900 kr	



Nova C Double Back Rib Charger							Price
<p>These wood ribs have an integrated power charger at the top of the backrest with 1 outlet.</p> <p>These items require additional electrical wiring. See section on Electrical Cables below.</p> <p>For AC Power Sockets, please select the country-specific outlet.</p> <p>Discounts do not apply on electrical components.</p> <p>A setup fee applies for most customizations. Refer to the "Customization Charges" section below.</p>	NBAD_RC_1				2 kg	Nova C Double Back Rib Charger, AC Power socket	3,800 kr
	NBAD_RC_2				2 kg	Nova C Double Back Rib Charger, USB Outlet (1 USB A + 1 USB C)	5,900 kr

Nova C Leg Charger, AC Power socket/USB outlet							Price
<p>These power outlets are housed in a steel case which is attached with a set of screws to the leg of a Nova C Series module.</p> <p>These items require additional electrical wiring. See section on Electrical Cables below.</p> <p>For AC Power Sockets, please select the country-specific outlet.</p> <p>Discounts do not apply on electrical components.</p> <p>A setup fee applies for most customizations. Refer to the "Customization Charges" section below.</p>	A01D_1				1 kg	Nova C Leg Charger, AC Power socket x2	3,800 kr
	A01D_2				1 kg	Nova C Leg Charger, AC Power/USB (A/C)	4,900 kr
	A01D_3				1 kg	Nova C Leg Charger, USB Outlet (A/C)x2	5,900 kr

Privacy Screens / Room Dividers

Nova C Divider						Price
<p>Dividers are a privacy screen that attaches to the Nova C back in two locations: at the top of the ribs and into the glide on the floor.</p> <p>Custom cut out patterns are possible. Clients can submit their own design or use Green design services.</p> <p>Made of powder-coated steel.</p> <p>Consult finish chart for color options.</p> <p>A setup fee applies for most customizations. Refer to the "Customization Charges" section below.</p>	A01E_1			8 kg	Nova C Divider - Convex 45°	11,700 kr
	A01E_2			13 kg	Nova C Divider - Concave 45°	18,300 kr
	A01E_3			10 kg	Nova C Divider - Straight	15,600 kr
	A01E_XX			N/A	Nova C Divider - Custom angle/radius/length/height	Upon Request
	A01E_X3			N/A	Nova C Divider - Custom cut out pattern	Upon Request

Electrical Cables

Power Cables						Price
<p>Power cables are required for all charging stations in the Nova C Series.</p> <p>Client must specify the following info:</p> <ol style="list-style-type: none"> Region/country of use Electrical floorplan with indication of starter cable locations <p>Starter Cables: This is an electrical cable with AC plug on one end. Each starter cable can feed up to 8 charging stations.</p> <p>Cable Kits: Each kit includes all required cables, junctions and clips for one module.</p> <p>For more information, see the electrical components manual in the file library.</p> <p>Discounts do not apply on electrical components.</p> <p>A setup fee applies for most customizations. Refer to the "Customization Charges" section below.</p>	A01D_C1P			1 kg	Starter Cable for Nova C and Ascent (supplies a max of 8 power units)	1,100 kr
	A01D_C2P			1 kg	Cable Kit for Nova C Series (pre-cut)	1,100 kr

Customization Charges

Customization Charges			Price
<p>Customization charges are not discounted.</p> <p>CF1, CF2, CF3 and CF10 are applied only once per order, per customization.</p> <p>Ex: An order with 10 custom blue benches and 5 custom green benches will only incur 2 customization charges.</p> <p>All other customization charges are applied per module, per seat or per wooden add-on.</p>	CF1	Setup cost per custom wood color (color matching available)	6,400 kr
	CF2	Setup cost per custom angle/radius/length/height	6,400 kr
	CF3	Setup cost per custom color metal (RAL)	6,400 kr
	CF5	Pre-Treatment: Flame-retardant oil for fire protection per seat	600 kr
	CF9	Pre-Treatment: Water popped wood for deeper color intensity per seat	600 kr
	CF11	Setup cost for floor-bolting per module	260 kr
	CF12	Setup cost for addition of non-slip glides per module	260 kr
	CF15	Pre-Treatment: Flame-retardant oil for fire protection per wooden add on	260 kr
	CF16	Pre-Treatment: Water popped wood for deeper color intensity per wooden add on	260 kr



Nova C Series

Finishes & Materials

Wood Ribs

Material Specifications

Surface plywood options: Oak is standard. Maple is an additional standard option in the US only. Ash is available upon request.

Material: Oak and ash surface veneer: 100% certified sources. Beech core veneer: 100% certified sources. Adhesive with low formaldehyde and VOC content.

Wood Finish: The wood rib are finished with a hardwax oil by Rubio Monocoat. This is a plant-based, environmentally sustainable, nonpolluting, single-coat wood finish that boast exceptional durability. Rubio Monocoat contains 0% VOCs and has no effect on indoor air quality. The oil adheres within just a couple of minutes to the topmost fibers of the wood through a unique molecular bonding technology. This molecular bonding technology ensures a durable finish that keeps the wood's natural look and feel. No more need for building up plastic layers on the surface of the wood, as with traditional polyurethanes.

Color Pre-Treatments

Firetreatment is available upon request for an additional cost. Firetreatment will impact the color shades slightly. See cost per seat under customization charges.


Pop Color Treatment is used to obtain a deeper color. It is available upon request for an additional cost. See cost per seat under customization charges.

Standard Wood Colors (code_S)

The following Rubio Monocoat colors are kept in stock at Green - Apply standard (_S) pricing.



Castle Brown



Charcoal



Chocolate



Dark Oak




Natural



Pure



Sky Grey




Slate Grey



Super White

Custom Wood Colors (code_C)

The following Rubio Monocoat colors are not kept in stock at Green - Apply custom (_C) pricing + CF1 Setup cost per custom wood color. Don't see a color you're looking for - enquire about color matching options - Apply Custom (_C) pricing + Customization Fee CF1.



Looking for any specific colour?

Enquire about our color matching options.

Mixed Wood Color Combinations (_C)

The following are examples of color mix options. You can also chose your own color mix according to our mix color chart: color 1 - 38 %, color 2 - 31 %, color 3 - 23 % and color 4 - 8%. If you chose colors outside our 9 standard colors, CF1 Setup cost per custom wood color applies.



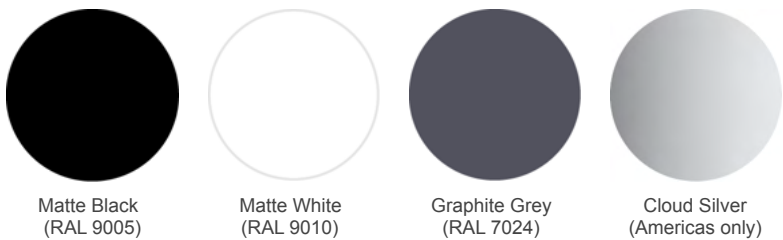
Steel Frame

Material Specifications

The steel frame is made of 85% recycled steel

Standard Metal Colors

Metal parts are finished with the Akzo Nobel Interpon D1036 powder coat, matt surface finish.



Custom Metal Colors

Consult the RAL powder coat chart



Plastic Glides

Material Specifications

Made of 100% recycled ocean plastic















Matte Black
(RAL 9005)








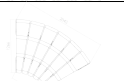






ASCENT SERIES



Standard Modules (Double-Sided)

Ascent Double Back							Standard Color (code_s)	Mix / Custom Color (code_c)
<p>This is a double-sided beam seat with backrest.</p> <p>Custom curves are not possible.</p> <p>Product does not ship fully assembled in order to allow stacking. It is possible to ship fully-assembled modules, however, stacking is not possible in this case.</p> <p>Modules are free-standing. When floor fastening is required refer to the "Customization Charges" ASC_CP11. For double sided modules 4 kits are required per configuration.</p> <p>Made of wooden slats, an aluminum beam and steel legs. Consult finish chart for color options.</p> <p>A setup fee applies for most customizations. Refer to the "Customization Charges" section below.</p>	BA00003	 		83 kg	Ascent Double Back 200, 8 seats	62,200 kr	65,300 kr	
	BA00039	 		53 kg	Ascent Double Back 100, 4 seats	38,200 kr	41,300 kr	
	BA00007	 		67 kg	Ascent Double Back 60", 6 seats	52,800 kr	55,900 kr	
	BA00019	 		18 kg	Ascent Double Back Endpiece, 1 seats	13,100 kr	13,600 kr	

Ascent Double Bench							Standard Color (code_s)	Mix / Custom Color (code_c)
<p>This is a double-sided beam seat without backrest.</p> <p>Custom curves are not possible.</p> <p>Product does not ship fully assembled in order to allow stacking. It is possible to ship fully-assembled modules, however, stacking is not possible in this case.</p> <p>Modules are free-standing. When floor fastening is required refer to the "Customization Charges" ASC_CP11. For double sided modules 4 kits are required per configuration.</p> <p>Made of wooden slats, an aluminum beam and steel legs. Consult finish chart for color options.</p> <p>A setup fee applies for most customizations. Refer to the "Customization Charges" section below.</p>	BA00004	 		73 kg	Ascent Double Bench 200, 8 seats	55,700 kr	58,500 kr	
	BA00040	 		48 kg	Ascent Double Bench 100, 4 seats	34,900 kr	37,800 kr	
	BA00008	 		61 kg	Ascent Double Bench 60", 6 seats	47,900 kr	50,800 kr	
	BA00013	 		18 kg	Ascent Double Bench Endpiece, 1 seats	11,000 kr	11,500 kr	

Ascent Double Rise							Standard Color (code_s)	Mix / Custom Color (code_c)
<p>These double-sided ascent modules transition from bench to backrest in one single module</p> <p>Custom curves are not possible. Product does not ship fully assembled in order to allow stacking. It is possible to ship fully-assembled modules, however, stacking is not possible in this case. Modules are free-standing. When floor fastening is required refer to the "Customization Charges" ASC_CP11. For double-sided modules 4 kits are required per configuration. Made of wooden slats, an aluminum beam and steel legs. Consult finish chart for color options.</p> <p>A setup fee applies for most customizations. Refer to the "Customization Charges" section below.</p>	BA00005				75 kg	Ascent Double Rise, 8 seats	74,000 kr	78,100 kr
	BA00009				64 kg	Ascent Double Rise Curved Right 60°, 6 seats	65,500 kr	69,100 kr
	BA00010				64 kg	Ascent Double Rise Curved Left 60°, 6 seats	65,500 kr	69,100 kr



Standard Modules (Single-Sided)

Ascent Back						Standard Color (code_s)	Mix / Custom Color (code_c)
<p>This is a single-sided beam seat with backrest.</p> <p>Custom curves are not possible.</p> <p>Product does not ship fully assembled in order to allow stacking. It is possible to ship fully-assembled modules, however, stacking is not possible in this case.</p> <p>Modules are free-standing. When floor fastening is required refer to the "Customization Charges" ASC_CF11. For single sided modules 2 kits are required per configuration.</p> <p>Made of wooden slats, an aluminum beam and steel legs. Consult finish chart for color options.</p> <p>A setup fee applies for most customizations. Refer to the "Customization Charges" section below.</p>	BA00006			55 kg	Ascent Single Back 200, 4 seats	37,900 kr	40,000 kr
	BA00038			35 kg	Ascent Single Back 100, 2 seats	25,300 kr	27,400 kr
	BA00012			33 kg	Ascent Single Back Concave 60°, 3 seats	32,600 kr	34,500 kr
	BA00011			42 kg	Ascent Single Back Convex 60°, 3 seats	40,900 kr	43,400 kr
	BA00018			12 kg	Ascent Single Back Endpiece Left, 0.5 seat	9,200 kr	9,400 kr
	BA00017			12 kg	Ascent Single Back Endpiece Right, 0.5 seat	9,200 kr	9,400 kr

Common Configurations

Ascent						Standard Color (code_s)	Mix / Custom Color (code_c)
<p>Double-sided configurations with back.</p> <p>Configuration possibilities are endless, consult our online planning tool or one of our design consultants to create your own.</p> <p>Modules are free-standing. When floor fastening is required refer to the "Customization Charges" ASC_CF11. For double sided modules 4 kits are required per configuration.</p> <p>Made of wooden ribs and a steel frame. Consult finish chart for color options.</p> <p>A setup fee applies for most customizations. Refer to the "Customization Charges" section below.</p>	BA00050			336 kg	Ascent Straight	318,000 kr	335,400 kr
	BA00051			164 kg	Ascent Bracket	205,800 kr	217,100 kr
	BA00052			167 kg	Ascent Omega	258,600 kr	273,000 kr
	BA00053			292 kg	Ascent Wiggly	284,000 kr	299,400 kr
	BA00054			292 kg	Ascent Tide	284,000 kr	299,400 kr
	BA00055			480 kg	Ascent Crossroad	352,800 kr	372,300 kr

Ovan hållbarhetssymboler gäller ej add-ons. Fråga efter specifik märkning per add-on.

Add-Ons

Ascent Charger						Price
<p>The Ascent Charger Kits are housed in a steel case attached to the beam.</p> <p>Ascent Accessibility Charger Kits are housed in the plastic endpiece cover at the end of the configuration with 1 outlet.</p> <p>The Ascent Charger can be placed between multiple slats of the Ascent Single Back, Ascent Double Back, Ascent Double Bench and Ascent Double Rise. It can't fit in where two modules are connecting to each other.</p> <p>These items require additional electrical wiring. See section on Electrical Cables below.</p> <p>For AC Power Sockets, please select the country-specific outlet.</p> <p>Discounts do not apply on electrical components.</p> <p>A setup fee applies for most customizations. Refer to the "Customization Charges" section below.</p>	BA00020_1			1 kg	Ascent Charger Kit with two outlets, AC Power socket x2	3,800 kr
	BA00020_2			1 kg	Ascent Charger Kit with two outlets, AC Power socket / USB Outlet (1 USB A + 1 USB C)	4,800 kr
	BA00020_3			1 kg	Ascent Charger Kit with two outlets, USB Outlet (1 USB A + 1 USB C) x2	5,900 kr
	BA00056_1				Ascent Accessibility Charger Kit, AC Power socket	2,100 kr

BA00056_2				Ascent Accessibility Charger Kit, USB Outlet (1 USB A + 1 USB C)	3,200 kr
-----------	--	--	--	--	----------

Ascent Armrest					Standard Color (code_s)	Mix / Custom Color (code_c)
<p>These armrests are made with a steel frame and a wooden top.</p> <p>The Armrest can be placed between multiple seats of Ascent Single Back, Ascent Double Back, Ascent Double Bench and Ascent Double Rise. The only position it can't be placed in is where two modules is connecting to each other.</p> <p>Accessibility Armrests are longer and protrudes over the edge of the seat to make it easier to get up and to meet healthcare regulations.</p> <p>The Elevated Accessibility Armrests has the same qualifications as the Accessibility Armrests but are also elevated for even further support and can only be used together with and inbetween the Ascent Elevated Seats.</p> <p>Ascent Elevated Accessibility Transition Armrest has the same qualifications as the Elevated Accessibility Armrests but must be used to transition into an elevated section.</p> <p>A setup fee applies for most customizations. Refer to the "Customization Charges" section below.</p>	BA00014			3 kg	Ascent Armrest Kit	3,200 kr
	BA00043			3 kg	Ascent Accessibility Armrest	4,100 kr
	BA00044			3 kg	Ascent Elevated Accessibility Armrest	4,100 kr
	BA00045			3 kg	Ascent Elevated Accessibility End Armrest	4,100 kr

Ascent Table					Price	
<p>These tables are made with a steel frame and a wooden top.</p> <p>The Ascent Table can be placed between multiple seats of Ascent Single Back, Ascent Double Back, Ascent Double Bench and Ascent Double Rise. The only position it can't be placed in is where two modules is connecting to each other.</p> <p>The Elevated Table Kit 1 is an elevated table suited for your health care series.</p> <p>A setup fee applies for most customizations. Refer to the "Customization Charges" section below.</p>	BA00015			3.5 kg	Ascent Table Kit	4,800 kr
	BA00042			3.5 kg	Ascent Elevated Table 1 Kit	5,800 kr

Ascent Seat Cushion					Price	
<p>The padding is made from soft coconut fibres, then upholstered in smooth, wipe-clean, protected leather.</p> <p>The cushions are attached to the wooden parts by push buttons and can be removed and reattached when for example cleaning.</p> <p>The price is for one cushion and each seat requires two cushions. Standard color is Midnight Indigo.</p> <p>A setup fee applies for most customizations. Refer to the "Customization Charges" section below.</p>	BP00099			3.5 kg	Ascent Seat Cushion	5,100 kr
	BP00100			3.5 kg	Ascent Seat Cushion Convex	5,100 kr
	BP00101			3.5 kg	Ascent Seat Cushion Concave	5,100 kr

Ascent Accessibility Signage					Price	
<p>Signage depicting the international symbols for accessibility are made of steel and fastened with screws to the backrest of the wooden part.</p> <p>One sign included per part number.</p>	BA00046			0.2 kg	Accessibility Signage Older	1,400 kr
	BA00047			0.2 kg	Accessibility Signage Pregnant	1,400 kr

Ascent Elevated Seat					Price	
<p>An elevated seat for users with limited mobility (P90MADA).</p> <p>This is an add on to the Ascent benches and one seat requires two slats (equals two elevation kits).</p> <p>Elevated Accessibility Transition Armrest must be used to transition into an elevated section. One Elevation Kit per slat required. Consult finish chart for other color options.</p> <p>A setup fee applies for most customizations. Refer to the "Customization Charges" section below.</p>	BA00048			3.5 kg	Ascent Seat Elevation Kit for Single Slat	1,800 kr
	BA00049			3.5 kg	Ascent Seat Elevation Kit for Double Slat	3,300 kr

Electrical Cables

Power Cables						Price
<p>Power cables are required for all charging stations in the Ascent Series -</p> <p>These cables feed a 4-seat module and offer full flexibility on where to place the chargers. It is also possible to easily retrofit chargers to these cables after initial installation.</p> <p>All power outlets and cables are rated for use in the country of purchase.</p> <p>Client must specify the following info:</p> <ol style="list-style-type: none"> 1. Region/country of use 2. Electrical source floorplan <p>Starter Cables: This is an electrical cable with AC plug on one end. Each starter cable can feed up to 8 charging stations.</p> <p>Cable Kits: Each kit includes all required cables, junctions and clips for one module.</p> <p>For more information, see the electrical components manual in the file library.</p> <p>Discounts do not apply on electrical components</p>	A01D_C1P			1 kg	Starter Cable for Nova C and Ascent (supplies a max of 8 power units)	1,100 kr
	EA00001			1 kg	Cable Kit 1 for Ascent Series (for straight bench - BA00001 and BA00004)	2,100 kr
	EA00002			1 kg	Cable Kit 2 for Ascent Series (for curved bench with cable on inner radius)	2,100 kr
	EA00003			1 kg	Cable Kit 3 for Ascent Series (for curved bench with cable on outer radius)	2,100 kr

Customization Charges

Customization Charges			Price
<p>Discounts do not apply on Customization charges.</p> <p>CF1, CF2, and CF3 are applied only once per order, per customization.</p> <p>Ex: An order with 10 custom blue benches and 5 custom green benches will only require 2 customization charges.</p> <p>ASC_CF11 is charged per Kit. For singlebenches 2 kits are required per configuration and for double benches 4 kits are required per configuration.</p> <p>All other customization charges are applied per module, per seat or per wooden add-on.</p>	CF1	Setup cost per custom wood color (color matching available)	6,400 kr
	CF3	Setup cost per custom color metal (RAL)	6,400 kr
	CF5	Pre-Treatment: Flame-retardant oil for fire protection per seat	600 kr
	CF9	Pre-Treatment: Water popped wood for deeper color intensity per seat	500 kr
	ASC_CF11	Setup cost per Kit for floor fastening	400 kr
	CF14	Setup cost per custom color seat Cushion	6,400 kr



Ascent Series

Finishes & Materials

Wood Ribs

Material Specifications

Surface plywood options: Oak is standard. Maple is an additional standard option in the US only. Ash is available upon request.

Material: Wood from 100% certified sources

Wood Finish: The wood rib are finished with a hardwax oil by Rubio Monocoat. This is a plant-based, environmentally sustainable, nonpolluting, single-coat wood finish that boast exceptional durability. Rubio Monocoat contains 0% VOCs and has no effect on indoor air quality. The oil adheres within just a couple of minutes to the topmost fibers of the wood through a unique molecular bonding technology. This molecular bonding technology ensures a durable finish that keeps the wood's natural look and feel. No more need for building up plastic layers on the surface of the wood, as with traditional polyurethanes.

Color Pre-Treatments

Firetreatment is available upon request for an additional cost. Firetreatment will impact the color shades slightly. See cost per seat under customization charges.

Pop Color Treatment is used to obtain a deeper color. It is available upon request for an additional cost. See cost per seat under customization charges.

Standard Wood Colors (code_S)

The following Rubio Monocoat colors are kept in stock at Green - Apply standard (_S) pricing.



Castle Brown



Charcoal



Chocolate



Dark Oak



Natural



Pure



Sky Grey




Slate Grey



Super White

Custom Wood Colors (code_C)

The following Rubio Monocoat colors are not kept in stock at Green - Apply custom (_C) pricing + Customization Fee CF1
Don't see a color you're looking for - enquire about color matching options - Apply Custom (_C) pricing + Customization Fee CF1



Looking for any specific colour?

Enquire about our color matching options.

Steel Parts

Material Specifications

Legs - more than 90% recycled post-consumer steel for legs

Aluminum Parts

Material Specifications

Extruded beams are made of recycled aluminium made with a minimum of 75% recycled, post-consumer aluminium scrap.

Standard Metal Colors

Metal parts are finished with Axalta Textura powder coat. The texture of these colors is slightly rough.



Matte Black
(RAL 9005)



Matte White
(RAL 9010)




Graphite Grey
(RAL 7024)

Custom Metal Colors

The following colors are available in the Interpon D1036 Textura color collection. These colors are not kept in stock and have to be special ordered. A setup fee applies.



RAL 1001



RAL 1013



RAL 1015



RAL 1016



RAL 1018



RAL 1019



RAL 1028



RAL 2004



RAL 3000



RAL 3002




RAL 3003



RAL 3004



RAL 3005



RAL 3007



RAL 3011



RAL 3020



RAL 4005



RAL 4006



RAL 5002



RAL 5003



RAL 5005



RAL 5008



RAL 5010



RAL 5011



RAL 5014



RAL 5015



RAL 5017



RAL 5018



RAL 5023



RAL 5024





Plastic Glides

Material Specifications

Made of HDPE plastic



Matte Black
(RAL 9005)

Ascent Seat Cushion

Material Specifications

Upholstery: Cocolok, made from natural coconut fibres and natural latex.

Cover: TRIUMPH CRIB5® leather from Sørensen Leather. It is certified with Crib5 – the British Standards within flammability. The leather has received the DICI (Danish Indoor Climate Label), which specialises in testing the VOC emissions from furniture, building products and fixtures. It has also been tested extensively with repeated cleaning using ethanol, chlorine and universal wipes and has passed 250,000 cycles in the Martindale durability test.

General: We made the cushion as a complement to the wooden slats with upholstery when soft seats comfort is required. The cushion can easily be mother to the seats with buttons screwed in the wooden slats and sewn in to the cushion. This is to make it easy to remove to facilitate cleaning and maintenance. The cushion is tested for EN 1021 and TB117.

Standard Color



Cobalt - 43469

Custom colours:

Available in a range of 37 different colours. Contact your local sales person for a full colour palette.

Questions?

Contact us [here](#) for price quotes on your projects, how to purchase, delivery, more information on materials and dimensions, our services or other product support.



GREEN
FURNITURE
CONCEPT