

ACCESS DESK

Access is a table series with strict, straight forms.

The table tops are available in a number of different variants and many different colours and materials for tops and legs.

This provides excellent opportunities to design functional, customer adapted workplaces.





STANDS

Height adjustable
650-780 mm incl. Table Top.

2-Leg Stand
L 1600, D 800.

3-Leg Stand
L 1900, D 1100.



FEET

Varied Feet Length

Feet length vary according to deep of table top.

Adjustable Feet

Feet can be adjusted up to 10 mm to absorb irregularities in the floor.



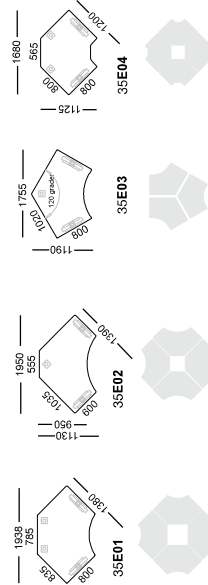
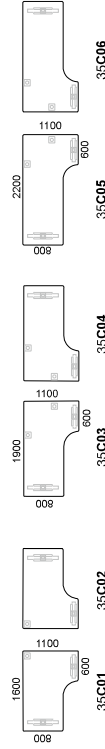
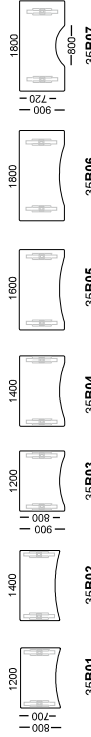
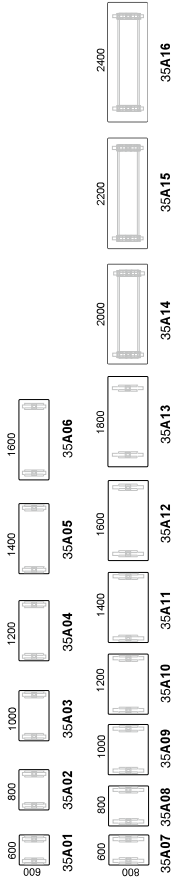
For Table Top up to D 800



For Table Top up to D 900



Can be adjusted up to 10 mm



TECHNICAL SPECIFICATION

TABLE TOPS

Table tops that consist of 22 mm MDF which is available with a number of different surface materials, such as veneer or high-pressure laminate. The veneer is 0.6 mm thick and the high-pressure laminate 0.7 mm. Tables with a high-pressure laminate surface also have a barrier laminate on the underside.

Edsbyn Compact Profile. Straight edge strip in black.

Radius 20 mm at corners. Standard surface material laminate.

LEGS

Height adjustable 650-780 mm including table top. Feet can be adjusted up to 10 mm to absorb irregularities in the floor.

EDGE PROFILE

Bevelled edge without edge strip. Bevelled open clear lacquered MDF edges.

Radius 20 mm at corners. Standard surface material veneer or high-pressure laminate.

Straight edge. Straight edge strip in table top colour. Standard surface material veneer or high-pressure laminate.

The wheels add 70 mm and tolerate a load of 40 kg/wheel.